



# WEST VIRGINIA MEN'S SOCCER

Grant Dovey | Men's Soccer Contact | PO Box 0877 | Morgantown, W.Va 26507-0877  
O: (304) 293-2821 | C: (304) 288-1901 | F: (304) 293-4105  
grant.dovey@mail.wvu.edu | WVUsports.com  
@WVUMensSoccer | @WVUSports | @GrantDovey

## 2014 SCHEDULE / RESULTS

OVERALL: 3-3  
HOME: 3-2  
AWAY: 0-1

	AUG. 29	ST. JOHN'S - W, 1-0
	SEPT. 1	OAKLAND - W, 4-1
	SEPT. 4	VIRGINIA TECH - W, 3-0
	SEPT. 7	ST. FRANCIS (PA.) - L, 0-1
	SEPT. 11	#9 UC IRVINE - L, 2-3
	SEPT. 14	AT ELON - L, 0-1
	SEPT. 20	AT HIGH POINT - 7:00 P.M.
	SEPT. 23	AT JAMES MADISON - 7:00 P.M.
	SEPT. 26	NIAGARA - 7:00 P.M.
	OCT. 1	AT NEW MEXICO - 9:00 P.M.
	OCT. 5	DUQUESNE - 7:00 P.M. ★
	OCT. 11	AT NORTHERN ILLINOIS - 8:30 P.M. ★
	OCT. 17	AT AKRON - 7:00 P.M.
	OCT. 22	AT PENN STATE - 7:00 P.M. ★
	OCT. 25	BOWLING GREEN - TBA
	OCT. 28	AT PENN - 7:00 P.M. ★
	NOV. 1	BUFFALO - TBA ★
	NOV. 8	AT WESTERN MICHIGAN - 1:00 P.M.

★ denotes Mid-American Conference game

### MATCH 7: WEST VIRGINIA (3-3) AT HIGH POINT (2-2-1)

SAT., SEPT. 20, 2014 | 7:00 P.M. | VERT STADIUM | HIGH POINT, N.C.



#### FOLLOWING LIVE

Broadcast	WVUsports.com
Live Stats	WVUsports.com
Twitter	@WVUMensSoccer   @WVUSports
Facebook	/WVUMensSoccer



#### WEST VIRGINIA

Record	3-3
Head Coach	Marlon LeBlanc
Alma Mater	Penn State ('00)
Record at WVU	82-55-26 (9th)
Overall Record	86-58-26 (10th)

#### HIGH POINT

Record	2-2-1
Head Coach	Dustin Fonder
Alma Mater	Roanoke ('94)
Record at High Point	70-57-17 (8th)
Overall Record	Same

#### WEST VIRGINIA'S LEADERS

Goals	Jamie Merriam (4)
Assists	Andy Bevin (5)
Points	Andy Bevin (11)
Shots	Andy Bevin (18)
Shots On Goal	Andy Bevin (11)

#### HIGH POINT'S LEADERS

Goals	Mamadee Nyepon (4)
Assists	Ebe Kudolo (2)
Points	Mamadee Nyepon (8)
Shots	Mamadee Nyepon (15)
Shots On Goal	Mamadee Nyepon (7)

#### MEN'S SOCCER HITS ROAD FOR HIGH POINT MATCH

The WVU men's soccer team will travel to High Point for a road match on Saturday, Sept. 20, at 7 p.m., at Vert Stadium.

Links to a free live video stream and live stats is available on WVUsports.com. Fans can follow the action through social media by following @WVUMensSoccer on Twitter.

The Mountaineers (3-3) and Panthers (2-2-1) have met two times on the pitch since their inaugural match during the 2002 non-conference season. West Virginia holds the series advantage at 1-0-1. Last season, each team scored one goal in the final 15 minutes, playing to a 1-1 draw.

The Panthers most recently fell 2-1 at home last Sunday to Western Illinois.

Leading the High Point attack this season is senior forward Mamadee Nyepon, who has four of the team's six goals. Nyepon leads the squad in points (8), shots (15) and shots on goal (7). Freshman midfielder Ebe Kudolo has added two assists to lead High Point in that category.

Junior goalkeeper Kody Palmer has a 1.34 goals-against average, making 13 saves in five games. Last season in Morgantown, Palmer made eight saves on 29 Mountaineer shots.

After beginning the season 3-0, the Mountaineers have dropped three-consecutive matches and will look to get back above .500.

Senior forward Andy Bevin leads the WVU attack with three goals and five assists. Junior midfielder Jamie Merriam has four goals in as many games this season, while freshman midfielder Jad Arslan has two goals.

West Virginia will stay on the road for a game at James Madison on Tuesday, Sept. 23. The match is set to begin at 7 p.m.

#### SOCIAL MEDIA INFO:

/WVUMensSoccer  
 @WVUMensSoccer @WVUsports





## QUICK FACTS

### GENERAL INFORMATION

Location	Morgantown, W.Va. (1867)
Enrollment	32,348
Nickname	Mountaineers
Colors	Old Gold (PMS 124) and Blue (PMS 295)
President	Dr. E. Gordon Gee (Utah, '68)
Director of Athletics	Oliver Luck (West Virginia, '82)
Conference	Mid-American

### TEAM HISTORY

First Year	1961
All-Time Record	428-355-88 (.542)
NCAA Tournament Appearances	12 (1966-68-71-72-73-81-92-2005-06-07-10-11)
NCAA Tournament Record	5-12 (.294)

### COACHING STAFF

Head Coach	Marlon LeBlanc (9th season)
Alma Mater	Penn State, '00
Record at WVU	82-55-26 (.583)
Career Record	86-58-26 (.582)
Assistant Coach	Mike Lapper (1st season)
Alma Mater	Ohio State, '08
Assistant Coach	Scott Bowers (1st season)
Alma Mater	Salisbury, '00

### TEAM INFORMATION

2013 Record	7-7-5
2013 MAC Record	2-2-1
Lettermen Returning/Lost	16/5
Starters Returning/Lost	9/2
Newcomers	10

### DICK DLESK SOCCER STADIUM

Year Opened	2004
Capacity	1,650
Pressbox Phone	304-293-6480
Surface	Grass

## MEDIA INFORMATION

### MEDIA SERVICES

The West Virginia University athletic communications office will be available throughout the entire 2014 men's soccer season to accommodate any media requests. Following are some guidelines that should make it easy for media members to cover the West Virginia men's soccer team. Any additional questions should be directed to men's soccer contact Grant Dovey.

### DURING THE WEEK

Any member of the media wishing to interview a player or member of the coaching staff during the week should contact West Virginia men's soccer contact Grant Dovey, via email (grant.dovey@mail.wvu.edu) or by phone (304-293-2821), at least 24 hours in advance.

### RECEIVING INFORMATION

Media members may receive men's soccer press releases, notes and more via email. To receive such press releases, match recaps and more, simply email your requests to grant.dovey@mail.wvu.edu.

### WVUSPORTS.COM

WVUsports.com is the place for media and fans to go for the latest on Mountaineer men's soccer. Player and coaching staff bios are available at the click of a finger by going to WVUsports.com. Updated following each game, WVUsports.com is your place to find the latest statistics for Mountaineer men's soccer. Not only will you find this season's stats and stories, but you will also be able to find the WVU record book for some historical perspective.

## STAT COMPARISON

Below is a look at a statistical comparison between WVU and High Point based on 2014 overall stats.

	WVU	High Point
Overall Record	3-3-0	2-2-1
Versus Top 25	0-1-0	0-0-0
NSCAA National Rank	NR	NR
NSCAA Region Rank	NR	NR
Goals	10	6
Assists	17	5
Points	37	17
Shots	81	73
Shots on Goal	31	26
Corner Kicks	36	40
Saves	21	13
Shutouts	2	0
Goals Allowed	6	7

### 2014 NCAA RANKINGS

Scoring Offense	52	103
Total Points	17	119
Total Goals	37	113
Total Assists	4	110
Team Goals Against Average	77	114
Save Percentage	68	173
W-L-T Percentage	94	94
Shutout Percentage	69	

## AGAINST HIGH POINT

This will be the third meeting between WVU and High Point.

The Mountaineers are 1-0-1 against the Panthers, most recently playing to a 1-1 draw in Morgantown in 2013.

Craig Stephens scored the game-tying goal in the 79th minute, flicking a cross from Alex Ochoa. The Mountaineers took 29 shots in the match, including 11 on frame.

## ON DECK

The Mountaineers will stay on the road for a non-conference matchup at James Madison on Tuesday, Sept. 23, at 7 p.m.

## SEASON OPENERS

With a 1-0 win against St. John's on Aug. 29, WVU is now 6-4 in the last 10 season openers.

DATE	OPPONENT	RESULT
9/1/2005	Campbell	W, 2-0
8/25/2006	Fairfield	W, 1-0
8/31/2007	at Ohio State	L, 0-1
8/29/2008	Lafayette	L, 0-1
9/4/2009	UC Santa Barbara	L, 0-2
9/3/2010	Monmouth	L, 0-1
8/26/2011	vs. Virginia	W, 1-0
8/25/2012	Hartford	W, 2-1
8/30/2013	Central Connecticut State	W, 3-0
8/29/2014	St. John's	W, 1-0

## THREE'S COMPANY

In less than four minutes, WVU turned the match against Oakland on Sept. 1 from a close game to a rout. In the 51st minute, Andy Bevin scored the eventual game-winning goal to bring the score to 2-1. Jame Merriam and Jad Arslan then added insurance goals in the 54th and 55th minutes, respectively.

## BEVIN'S MULTI-POINT MATCHES

Senior forward Andy Bevin is slowing climbing up the all-time points leaderboard and it is due to his ability to notch multi-point matches.

Since joining the team in 2011, Bevin has had nine matches in which he has had three or more points.

DATE	OPPONENT	G	A	PTS
9/2/2011	Binghamton	2	0	4
9/16/2011	Richmond	2	1	5
9/9/2012	Oakland	1	1	3
8/30/2013	Central Conn. State	1	1	3
9/8/2013	at Indiana	2	0	4
10/5/2013	Northern Illinois	1	2	4
9/1/2014	Oakland	1	2	4
9/4/2014	Virginia Tech	1	2	4
9/11/2014	UC Irvine	1	1	3

## WVU BEGINS SEASON 3-0

Since Marlon LeBlanc became coach in 2006, the Mountaineers always have opened the season with top-notch opponents. This year was no different, as WVU opened with St. John's, followed by matches against Oakland and Virginia Tech.

With the three wins, it became the first time WVU has opened the season 3-0 in LeBlanc's tenure. In 2012, the Mountaineers defeated Hartford and Stetson during the first weekend. WVU last started 3-0 in 2005.

## ARNOLD NABS FIRST CAREER WIN, SHUTOUT

Sophomore goalkeeper Brent Arnold earned his first career win and first career shutout in a 1-0 win on Aug. 29 against St. John's. Arnold finished the match with two saves.

Arnold had previously started games against Akron and Penn State in 2013, taking the loss in each game.

## THOMAS TIES ASSIST RECORD

It did not take long for freshman Louis Thomas to etch his name in the record book as he tied the single game record for assists in a 4-1 win over Oakland on Sept. 1.

Thomas finished with three assists, marking just the 14th time in school history that the feat has been accomplished.

Abdul Caulker last completed the feat against St. Francis (Pa.) on Sept. 1, 2000.

## MOUNTAINEERS RETURN NINE STARTERS

West Virginia returns 64 percent of its scoring from the 2013 season where the Mountaineers totaled 28 goals. WVU returns nine starters and 16 letterwinners from the squad that went 7-7-5.

Andy Bevin led all Mountaineers with nine goals and 24 points which ranked at the top of the MAC leaders at the conclusion of the year.

STATISTIC	PERCENTAGE RETURNING
Goals (28)	64%
Assists (42)	64%
Points (98)	64%
Shots (306)	70%
Shots On Goal (103)	68%
Game-Winning Goals (7)	86%



## MARLON LEBLANC

HEAD COACH  
NINTH SEASON  
PENN STATE '00  
82-55-26 AT WEST VIRGINIA



### THE LEBLANC FILE

Hometown	East Windsor, N.J.
Education	Penn State '00
Wife	Jennifer
Son	Kellan
Daughter	Alexandra

- Entering his ninth season, coach Marlon LeBlanc has made his presence felt both on and off the pitch at WVU, and on the national circuit.
- LeBlanc has guided WVU to four NCAA tournaments, advancing to at least the second round in all four appearances, including the NCAA Sweet 16 in 2007, while also winning the Big East regular-season championship in 2006.
- WVU also has been ranked in the Top 25 in every season over the past eight years.
- The proof of LeBlanc's success is in the numbers. The Mountaineers have compiled a 79-52-26 (.586) record the past eight seasons, including an impressive 42-21-11 (.642) conference mark.
- WVU is 52-18-12 at home during that span and in the last eight seasons against the nation's Top 25, West Virginia boasts 20 victories, including nine Top 10 wins.

### COACHING EXPERIENCE

2001-05: Penn State (Assistant Coach)  
2006-Present: West Virginia (Head Coach)

### COACHING EXPERIENCE

Year	School	Overall
2002	Penn State (7 games as interim)	4-3
2006	West Virginia	15-3-3
2007	West Virginia	14-6-2
2008	West Virginia	5-9-5
2009	West Virginia	7-5-6
2010	West Virginia	11-8-2
2011	West Virginia	11-8-1
2012	West Virginia	9-6-2
2013	West Virginia	7-7-5
2014	West Virginia	3-3-0
Record		86-58-26

### WINNINGEST ACTIVE DIVISION I COACHES UNDER 10 YEARS HEAD COACHING EXPERIENCE

Coach, School	Yrs.	Won	Lost	Tied	Pct.
Jamie Clark, Washington	6	80	26	12	.729
Jaro Zawislak, Cornell	5	41	23	20	.607
Brian Wiese, Georgetown	8	88	55	17	.603
Marlon LeBlanc, West Virginia	8	79	52	26	.586

\* Does not include 2014 season

## BEVIN'S A BEAST

All-everything senior forward Andy Bevin returns for his final season with the Mountaineers. Bevin led the league and in points (24) and goals (9), while finishing fourth in assists (6) in 2013.

The postseason awards flooded in for Bevin, who was named to the NSCAA All-Great Lakes Region Second Team and All-MAC First Team. Academically, Bevin was named a Capital One First Team Academic All-American, Capital One Academic All-District 2, NSCAA Scholar Second Team All-American, NSCAA Scholar All-East Region First Team and Academic All-MAC First Team.

## BEVIN NAMED SENIOR CLASS AWARD CANDIDATE

Senior forward Andy Bevin was named one of 30 candidates for the 2014 Senior CLASS Award.

Bevin joins Zach Johnson (2010) and Eric Schoenle (2012) as other Mountaineers who have been candidates. Schoenle was as finalist for the award in 2012.

The Senior CLASS Award winner will be announced during the 2014 NCAA Division I Men's Soccer College Cup.

The 30 candidates will be narrowed to 10 finalists midway through the regular season and those 10 names will be placed on the official ballot. Ballots will be distributed through a nationwide voting system to media, Division I men's coaches and fans who will select one finalist who best exemplifies excellence in the four Cs of community, classroom, character and competition.

## RASKASKY RETURNS FROM ACL INJURY

Junior Nick Raskasky will return to the field this fall after missing the entire 2013 season due to a preseason torn ACL. It was the third ACL injury for Raskasky.

He started 16 of 17 matches in 2012 and scored two goals with two assists.

## WEST VIRGINIA SELECTED TO APPEAR ON NSCAATV

Two WVU men's soccer matches will be featured on the NSCAATV College Soccer Showcase Series this fall. NSCAATV.com carried the match against Virginia Tech on Sept. 4 in Morgantown and will broadcast the Oct. 17 match at Akron.

## DYNAMITE DYNAMO

Sophomores Christian Diaz and Alex Ochoa are joined by former Houston Dynamo Academ teammate, freshman Louis Thomas, for the 2014 season.

Diaz and Ochoa started all 19 games in 2013 with Diaz recording two goals and two assists, while Ochoa finished with four assists.

## FIRST TIME FOES

The Mountaineers will take on two new opponents in 2014. New non-conference opponents in Penn and UC Irvine.

## FACING THE MINIMUM

West Virginia goalkeepers have had a pretty easy job since Marlon LeBlanc became the coach in 2006.

In the last nine seasons, opponents have averaged just 10.3 shots per game and 4.3 shots on goal per game.

YEAR	AVG. OPP. SH	AVG. OPP. SOG
2006	12.2	5.0
2007	11.1	4.2
2008	10.9	5.0
2009	9.8	4.7
2010	9.8	4.0
2011	9.2	4.0
2012	7.7	3.1
2013	11.2	4.2
2014	11.5	4.5

## TWO OR MORE = VICTORY

Since Marlon LeBlanc's arrival in 2006, the team is 53-3-4 when they have scored at least two goals in a game.

Most recently, WVU fell 3-2 to UC Irvine at home.

YEAR	RECORD
2006	11-0-1
2007	4-0-1
2008	2-0-0
2009	3-0-0
2010	10-1-0
2011	8-0-0
2012	7-1-0
2013	6-0-2
2014	2-1-0

## HOLDING THE LEAD

Making a difference down the stretch is important in every men's soccer match, and WVU continues to be one of the top nationally by holding on to early leads. Since Marlon LeBlanc took the coaching reins in 2006, WVU is 41-3-3 all-time when leading at halftime.

The Mountaineers are dangerous when the score is tied as well, holding a 38-27-19 advantage. WVU is 4-25-2 when trailing at the half.

YEAR	WINNING	TIED	TRAILING
2006	6-0-1	9-3-1	1-0-0
2007	5-0-0	9-5-1	0-1-1
2008	4-0-1	1-5-4	0-4-0
2009	2-1-0	4-1-6	1-3-0
2010	4-1-0	5-4-2	2-3-0
2011	9-1-0	2-2-1	0-5-0
2012	5-0-0	4-4-1	0-2-1
2013	4-0-1	3-1-4	0-6-0
2014	2-0-0	1-2-0	0-1-0

## HOME SWEET HOME

In the past four seasons, the WVU men's soccer team holds a 32-10-3 record at home, including 13-straight victories from 2010-11.

YEAR	RECORD
2010	10-1-0
2011	6-3-0
2012	8-1-0
2013	5-3-3
2014	3-2-0



## OPPONENT BREAKDOWN

OPPONENT	W-L-T	NSC	SA	CSN	TDS
Akron	2-2-1			RV	
Bowling Green	5-1-0				
Buffalo	1-5-0				
Duquesne	3-1-2				
Elon	3-2-1				
High Point	2-2-1				
James Madison	3-2-1				
New Mexico	4-1-0	4	7	6	5
Niagara	3-3-0				
Northern Illinois	2-2-2				
Oakland	0-4-0				
Penn	2-3-0				
Penn State	5-0-1	10	8	8	18
St. Francis (Pa.)	3-3-0				
St. John's	1-3-2				
UC Irvine	5-0-1	6	13	7	8
Virginia Tech	3-3-0				
Western Michigan	3-2-1				

NSC - NSCAA  
 SA - Soccer America  
 CSN - College Soccer News  
 TDS - Top Drawer Soccer

## AGAINST CONFERENCES

CONFERENCE	W-L-T	NSC	SA	CSN	TDS
<b>MID-AMERICAN</b>	<b>0-0-0 (.000)</b>				
Akron	0-0-0 (.000)				
Bowling Green	0-0-0 (.000)				
Buffalo	0-0-0 (.000)				
Northern Illinois	0-0-0 (.000)				
Western Michigan	0-0-0 (.000)				
<b>ACC</b>	<b>1-0-0 (1.000)</b>				
Virginia Tech	1-0-0 (1.000)				
<b>ATLANTIC 10</b>	<b>0-0-0 (.000)</b>				
Duquesne	0-0-0 (.000)				
<b>BIG EAST</b>	<b>1-0-0 (1.000)</b>				
St. John's	1-0-0 (1.000)				
<b>BIG SOUTH</b>	<b>0-0-0 (.000)</b>				
High Point	0-0-0 (.000)				
<b>BIG TEN</b>	<b>0-0-0 (.000)</b>				
Penn State	0-0-0 (.000)				
<b>BIG WEST</b>	<b>0-1-0 (.000)</b>				
UC Irvine	0-1-0 (.000)				
<b>COLONIAL</b>	<b>0-1-0 (.000)</b>				
Elon	0-1-0 (.000)				
James Madison	0-0-0 (.000)				
<b>CONFERENCE USA</b>	<b>0-0-0 (.000)</b>				
New Mexico	0-0-0 (.000)				
<b>HORIZON</b>	<b>1-0-0 (1.000)</b>				
Oakland	1-0-0 (1.000)				
<b>IVY</b>	<b>0-0-0 (.000)</b>				
Penn	0-0-0 (.000)				
<b>METRO ATLANTIC</b>	<b>0-0-0 (.000)</b>				
Niagara	0-0-0 (.000)				
<b>NORTHEAST</b>	<b>0-1-0 (.000)</b>				
St. Francis (Pa.)	0-1-0 (.000)				

## HOME-OPENING CROWDS

The first home men's soccer game has been much awaited in recent seasons and it was no different in 2014 when 1,699 fans came to the opener against St. John's on Aug. 29. The Mountaineers have had at least 1,000 fans at each home opener since 2008.

YEAR	OPPONENT	ATTENDANCE	RESULT
2008	Lafayette	1,248	L, 0-1
2009	UC Santa Barbara	2,938	L, 0-2
2010	Monmouth	2,209	L, 0-1 (2OT)
2011	Binghamton	1,850	W, 2-1
2012	Hartford	1,786	W, 2-1
2013	Central Conn. St.	1,565	W, 3-0
2014	St. John's	1,699	W, 1-0

## WVU'S HOUSE OF HORRORS

Now in LeBlanc's ninth season at WVU, the Mountaineers own a 55-19-12 overall record at Dick Dlesk.

The Mountaineers have also continued to have massive success against ranked opponents at home. WVU defeated No. 1 Connecticut, No. 13 Georgetown and No. 25 Xavier in 2011. In 2010, WVU won over No. 17 UNC Wilmington and earned a victory against No. 22 Notre Dame.

DATE	OPPONENT	RESULT
9/2/06	#19 Cal State Northridge	W, 2-1
9/23/06	#21 Seton Hall	W, 5-3
10/18/06	#6 Notre Dame	W, 2-1
9/30/07	#16 South Florida	L, 0-1 (2ot)
10/19/07	#1 Connecticut	W, 1-0
11/28/07	#25 Virginia	W, 1-0
10/15/08	#22 Ohio State	W, 1-0
10/21/08	#6 Maryland	L, 0-1
11/1/08	#19 Notre Dame	L, 0-1
9/4/09	#16 UC Santa Barbara	L, 0-2
9/25/09	#3 South Florida	W, 1-0 (ot)
9/3/10	#15 Monmouth	L, 0-1
9/5/10	#23 UNC Wilmington	W, 3-2
9/25/11	#21 South Florida	L, 1-2
10/8/11	#13 Georgetown	W, 1-0
10/18/11	#1 Connecticut	W, 2-0
11/17/11	#25 Xavier	W, 2-1
9/29/13	#10 Akron	L, 0-1
9/11/14	#9 UC Irvine	L, 2-3

## PACKING THE HOUSE

Coach Marlon LeBlanc is hoping that the recent year's attendance trends continue for the 2014 season.

YEAR	HOME TOTALS	GAMES	PER GAME
2006	8,334	12	695
2007	9,291	9	1,032
2008	10,957	11	996
2009	9,193	9	1,021
2010	11,522	11	1,047
2011	9,784	9	1,087
2012	7,008	9	779
2013	8,687	12	724
2014	5,335	5	1,067

## PACK THE STANDS

With the help of the WVU Athletic Marketing Department, the Mountaineers broke the single game attendance record in WVU men's soccer history on Sept. 4, 2009, against No. 16 UC Santa Barbara.

West Virginia had 1,786 come through the turnstiles against Hartford in the 2012 season opener, the fifth-highest ever to witness a men's game at Dick Dlesk Soccer Stadium.

Below are the top five men's home crowds in Dick Dlesk men's soccer history:

NO.	OPPONENT	ATTENDANCE	YEAR
1.	UC Santa Barbara	2,938	2009
2.	Monmouth	2,209	2010
3.	Notre Dame	2,153	2007
4.	Binghamton	1,850	2011
5.	Hartford	1,786	2012

## TEN NEWCOMERS JOIN ROSTER

West Virginia welcomed 10 newcomers to its roster this fall, another talented recruiting class for the Mountaineers, who have landed some of the top recruits in recent years.

Several freshmen are expected to contribute immediately, most notably midfielder Jad Arslan, forward Tolu Ibikunle, midfielder Joey Piatczyc and defender Louis Thomas.

The class also includes goalkeeper Alec Boerner, forward Colin Hester, defender Jacob Icolari, goalkeeper Conner Owens, midfielder Michael Peprah and midfielder Austin Stout.

## MOUNTAINEERS PICKED SECOND IN MAC POLL

The WVU men's soccer team was picked to finish second in the Mid-American Conference Preseason Poll.

Akron was chosen to win the league according to the MAC head coaches with four first-place votes, while WVU was second with one first-place vote. Western Michigan came in at No. 3, followed by Northern Illinois (No. 4), Bowling Green (No. 5) and Buffalo (No. 6).

Akron also was chosen to win the tournament championship with three votes, while the Mountaineers received two votes and Western Michigan had one.

RANK	TEAM	FIRST PLACE VOTES
1.	Akron	4
2.	West Virginia	1
3.	Western Michigan	1
4.	Northern Illinois	0
5.	Bowling Green	0
6.	Buffalo	0

## TOP DRAWER SOCCER RANKINGS

Senior Andy Bevin was rated as the No. 91 best player in the country prior to the season by the soccer web site TopDrawerSoccer.com.

Additionally, Bevin was ranked the No. 2 player in the Mid-American Conference. Other WVU players in the conference rankings were Alex Ochoa (No. 5), Jack Elliott (No. 11), Christian Diaz (No. 13) and Lee Johnston (No. 17).



## MOUNTAINEER TRENDS

	OVERALL	MAC
Overall	3-3-0	0-0-0
Home	3-2-0	0-0-0
Road	0-1-0	0-0-0
Neutral	0-0-0	0-0-0
Day Games	1-1-0	0-0-0
Night Games	2-2-0	0-0-0
Games Following a Victory	2-1-0	0-0-0
Games Following a Loss	0-2-0	0-0-0
Games Following a Tie	0-0-0	0-0-0
Playing in Overtime	0-0-0	0-0-0
Playing in Double Overtime	0-0-0	0-0-0
Playing Ranked Opponents	0-1-0	0-0-0
Playing Unranked Opponents	3-2-0	0-0-0
In One-Goal Games	1-3-0	0-0-0
WVU Scores First	2-1-0	0-0-0
Opponent Scores First	1-2-0	0-0-0
Leading at Halftime	2-0-0	0-0-0
Trailing at Halftime	0-1-0	0-0-0
Tied at Halftime	1-2-0	0-0-0
Playing Televised Games	1-0-0	0-0-0
Playing in the Rain	0-0-0	0-0-0
Scoring 1-2 goals	1-1-0	0-0-0
Scoring Three Goals or More	2-0-0	0-0-0
Wearing White Jerseys	3-2-0	0-0-0
Wearing Blue Jerseys	0-1-0	0-0-0
August	1-0-0	0-0-0
September	2-3-0	0-0-0
October	0-0-0	0-0-0
November	0-0-0	0-0-0
Monday	1-0-0	0-0-0
Tuesday	0-0-0	0-0-0
Wednesday	0-0-0	0-0-0
Thursday	1-1-0	0-0-0
Friday	1-0-0	0-0-0
Saturday	0-0-0	0-0-0
Sunday	0-2-0	0-0-0

## WVU SCORING BREAKDOWN

1st-15th minute	WVU 0, Opponents 1
16th-30th minute	WVU 4, Opponents 1
31st-45th minute	WVU 1, Opponents 2
46th-60th minute	WVU 4, Opponents 1
61st-75th minute	WVU 0, Opponents 1
76th-90th minute	WVU 1, Opponents 0
Overtimes	WVU 0, Opponents 0

## WVU W-L-T BREAKDOWN

	WINS (3)	LOSSES (3)	TIES (0)
Goals	8 (2.7)	2 (0.7)	0 (0.0)
Assists	13 (4.3)	4 (1.3)	0 (0.0)
Shots	43 (14.3)	38 (12.7)	0 (0.0)
Shots on goal	17 (5.7)	14 (4.7)	0 (0.0)
Corner kicks	16 (5.3)	20 (6.7)	0 (0.0)
Saves	10 (3.3)	11 (3.7)	0 (0.0)
Fouls	44 (14.7)	31 (10.3)	0 (0.0)
Yellow/Red Cards	8/1	2/0	0/0
Allowed 0-1 goals	1	2	0
Allowed 2+ goals	0	1	0

## WVU GAME WINNERS BY PERIOD

First Half	2
Second Half	1
First Overtime	0
Second Overtime	0

## SPANNING THE GLOBE

WVU features student-athletes from Brazil, England, Jamaica, New Zealand and 12 different U.S. states on its 2014 roster.

### STATE/COUNTRY

STATE/COUNTRY	NO.
Brazil	1
Colorado	1
England	1
Florida	1
Georgia	1
Jamaica	1
Maryland	2
Missouri	1
New Jersey	2
New Zealand	2
Ohio	1
Pennsylvania	6
Texas	4
Virginia	4
Washington	1
West Virginia	1

## OFFENSIVE OUTLOOK

All-region and all-conference forward Andy Bevin returns for his senior season looking to build on an already fantastic career. Through three seasons Bevin has 18 goals and 11 assists for 47 points in 56 games.

Bevin netted a career-high, team-leading and conference-leading nine goals in 2013, joining Franck Tayou (nine in 2010) as the only players to have nine or more goals since 2006.

Bevin has been double-teamed defensively for the majority of his career and LeBlanc hopes that with so much talent surrounding him this year that teams also will have to focus on other players.

Junior Ryan Cain has five goals in two seasons, including three in 2013 with seven starts in 19 games. Cain has shown brilliance at times and plays bigger than he is, often times taking on much bigger defenders.

Returners include junior Kyle Underwood who has speed to burn and is one of the fastest players in the country, while freshman Jack Driscoll redshirted last year and had a great spring season.

Freshman Tolu Ibikunle will provide a completely different look for the Mountaineers with a stocky frame and a back to goal center forward, different than Bevin or Cain. Colin Hester is a savvy, creative player who can break you down on the dribble. Hester will likely partner with Cain because he plays similar to Bevin, such as coming underneath.

## MANNING THE MIDFIELD

After losing all-conference honorees and four-year starters Uwem Etuk, Travis Pittman and Shadow Sebele the previous season, the four midfield positions were wide open heading into the 2013 season.

Sophomore Christian Diaz took the role of general and did an admirable job as the year went on, getting more comfortable with the speed and competition of the game. Diaz started all 19 games in the holding midfielder role, adding two goals and one assist.

Another youngster in sophomore Mike Desiderio provided quality minutes at midfield. Desiderio came to the Mountaineers off a recent injury and playing sparingly off the bench in seven of WVU's first nine games last year.

LeBlanc had a hunch and penciled Desiderio in the starting lineup on Oct. 5 against Northern Illinois and he did not disappoint, starting the final 10 games of the season.

Junior Zak Leedom is back for his third season and he is looking to stay injury free for the first time in his WVU career. Leedom played in all 19 games in 2013, starting 10 with three assists.

The workhorse in the midfield will continue to be junior Jamie Merriam, who will also get to play up front with the forwards on some occasions. Merriam saw action in 19 matches with 15 starts in 2013, netting two goals and tying for the team lead with seven assists.

LeBlanc said that last season they were making sure to tactically cover themselves so they weren't exposed, specifically Merriam. Last spring was spent putting the personnel in a shape on the field that better highlights the strengths.

A number of freshmen will have the chance to come in and compete for immediate playing time.

Jad Arslan and Joey Piatzycz were each four-star recruits with Arslan ranking No. 99 recruit on the CollegeSoccerNews, while Piatzycz was ranked No. 109 and No. 80 on the TopDrawer-Soccer IMG Academy Top 150.

Michael Peparah is an under the radar recruit who has drawn comparisons to former Sebele and is expected to develop into an all-conference caliber player. Additionally, Austin Stout and Colin Hester will provide necessary depth.



## CAREER GOALS

PLAYER	2011	2012	2013	2014	TOTAL
Andy Bevin	7	2	9	3	21
Jamie Merriam		2	2	4	8
Ryan Cain		2	3	0	5
Jad Arslan				2	2
Christian Diaz			2	0	2
Nick Raskasky		2	0	0	2
Mike Desiderio				1	1
Zak Leedom		1	0	0	1
Francio Henry		0	1	0	1
Kyle Underwood		1	0	0	1

## CAREER ASSISTS

PLAYER	2011	2012	2013	2014	TOTAL
Andy Bevin	2	3	6	5	16
Jamie Merriam		2	7	0	9
Zak Leedom		3	3	1	7
Ryan Cain		2	1	1	4
Alex Ochoa			4	0	4
Louis Thomas				4	4
Joey Piatczyc				3	3
Christian Diaz			2	0	2
Jack Elliott			1	1	2
Francio Henry		1	0	1	2
Griffin Libhart			2	0	2
Nick Raskasky		2	0	0	2
Haydon Bennett				1	1
Mike Desiderio			1	0	1
Kyle Underwood		1	0	0	1

## CAREER POINTS

PLAYER	2011	2012	2013	2014	TOTAL
Andy Bevin	16	7	24	11	58
Jamie Merriam		6	11	8	25
Ryan Cain		6	7	1	14
Zak Leedom		5	3	1	9
Christian Diaz			6	0	6
Nick Raskasky		6	0	0	6
Francio Henry		1	2	1	4
Alex Ochoa			4	0	4
Louis Thomas				4	4
Mike Desiderio			1	2	3
Joey Piatczyc				3	3
Kyle Underwood		3	0	0	3
Jack Elliott			1	1	2
Griffin Libhart			2	0	2
Haydon Bennett				1	1

## CAREER START CHART

PLAYER	CAREER	CONSECUTIVE
Andy Bevin	58	25
Haydon Bennett	33	1
Jamie Merriam	25	2
Christian Diaz	23	2
Zak Leedom	23	1
Alex Ochoa	23	2
Ryan Cain	20	3
Paul Ehrenworth	20	0
Jack Elliott	20	18
Lee Johnston	18	1
Francio Henry	16	0
Nick Raskasky	16	0
Mike Desiderio	15	3
Brent Arnold	7	0
Louis Thomas	4	2
Jad Arslan	3	0
Griffin Libhart	3	0
Joey Piatczyc	3	0
Jack Driscoll	1	0

## DEFENSIVE DOMINANCE

Defense is a facet of all 11 players on the field, but when you specifically talk about defending, most people talk about the backline. Coming into 2013, West Virginia had a total of 18 starts in the starting lineup. The Mountaineers feel more comfortable in 2014, returning four starters, as well as adding depth at all four positions.

Raskasky went down with a torn ACL in the final minutes of a 1-0 win against Ohio State in preseason action. Replacing Raskasky proved to be a challenge all season as four different players split time at right back.

A bright spot, however, was the blossoming of Alex Ochoa on the left side. Ochoa started all 19 games as a freshman and added four assists. Ochoa showed the ability to join the attack and fired 21 shots, which ranked sixth on the team.

The centerback is a position LeBlanc feels comfortable about with the return of sophomore Jack Elliott, who settled into his own and established himself as the leader of the back four last year. Elliott played in 19 games and started each of the final 12 matches.

Elliott came in as a young freshman in terms of age last summer and coming from England, went through an adaptation period. It was evident that he had the right ideas technically and tactically, but because the collegiate game is so different than what he was used to, it took time for him to settle in.

Playing opposite of Elliott will likely be a battle between juniors Haydon Bennett and Francio Henry. Each have started games over the past two seasons with Bennett playing in 33 games and starting 30, while Henry has played in 24 games with 13 starts.

Incoming freshman Louis Thomas and Jacob Icolari come into the program with impressive accolades from the Academy level and each have the ability to play centerback or fullback.

Thomas has been the captain of the ultra-successful U18 Houston Dynamo team, earning opportunities to play with the Dynamo Reserve team. Icolari led his Colorado Rush team to the final eight of the U18 Development Academy this season.

## GIFTED GOALKEEPERS

West Virginia goalkeepers will be looking to improve in 2014 after allowing 26 goals last year, the most since 2003. Senior Lee Johnston and sophomore Brent Arnold will once again go through preseason camp battling for the No. 1 spot.

One of the biggest changes will be in the addition of a full-time goalkeepers coach, Scott Bowers. Bowers spent the previous seven seasons as the Director of Goalkeeping for IMG Academy, including a stint as the goalkeeping coach for the U.S. U17 Men's National Team from 2006-07.



Johnston started 17 of WVU's 19 games during his junior campaign, posting a 7-5-5 record with an impressive five shutouts. He allowed 23 goals for a 1.26 goals-against average with a .662 save percentage.

Arnold became the first true freshman goalkeeper to see action in a season since Nick Noble in 2003. Arnold started games against Akron and Penn State, both eventual NCAA Tournament teams, allowing three goals with eight saves in his two contests.

While both offer a different look in goal, they are both technically sound and good shot stoppers. And while Boerner and Owens will have an opportunity to unseat Johnston and Arnold, it will be a challenge to unseat the duo.

## WVU IN THE MAC/NCAA

MAC TOP-10 (SEPT. 18); NCAA TOP 10 (SEPT. 18)

TEAM		
W-L-T Percentage (.500, 3-3-0)	3	94
Total Points (37)	2	17
Points Per Game (6.17)	2	24
Total Goals (10)	2	37
Goals Per Game (1.67)	2	52
Total Assists (17)	2	4
Assists Per Game (2.83)	2	6
Goals-Against Average (1.00)	3	77
Save Percentage (.778)	3	68
Saves Per Game (3.50)	4	115
Shutouts Percentage (0.33)	3	69

### INDIVIDUAL (ALL GAMES)

Points		
Andy Bevin (11)	2	11
Jamie Merriam (8)	3	44

Goals		
Jamie Merriam (4)	2	16
Andy Bevin (3)	3	46
Jad Arslan (2)	7	128

Assists		
Andy Bevin (4)	1	2
Louis Thomas (4)	3	6
Joey Piatczyc (2)	4	23

Shots		
Andy Bevin (18)	2	N/A
Jamie Merriam (17)	3	N/A
Ryan Cain (16)	7	N/A

Game-Winning Goals		
Jamie Merriam (1)	3	60
Mike Desiderio (1)	3	60
Andy Bevin (1)	3	60

Goals Against Average		
Brent Arnold (1.11)	5	89

Save Percentage		
Brent Arnold (.750)	3	86

Saves		
Brent Arnold (15)	4	129

Shutouts		
Brent Arnold (2)	3	N/A

## MAC STANDINGS

	MAC				OVERALL								
	RECORD	%	GF	GA	RECORD	%	GF	GA	HOME	AWAY	NEUT	LAST 10	STRK
Bowling Green	0-0-0	.000	0	0	5-1-0	.833	19	4	3-0	1-1	1-0	5-1-0	W 2
Western Michigan	0-0-0	.000	0	0	3-2-1	.583	8	7	2-1	1-1	0-0	3-2-1	W 3
West Virginia	0-0-0	.000	0	0	3-3-0	.500	10	6	3-2	0-1	0-0	3-3-0	L 3
Northern Illinois	0-0-0	.000	0	0	2-2-2	.500	7	7	1-0	0-2	1-0	2-2-2	
Akron	0-0-0	.000	0	0	2-2-1	.500	6	5	2-0	0-2	0-0	2-2-1	W 2
Buffalo	0-0-0	.000	0	0	1-5-0	.167	5	12	1-1	0-4	0-0	1-5-0	L 3

## PLAYER OF THE WEEK AWARD

### WEEK 1 (SEPT. 1)

Nick Landsberger, Bowling Green, Goalkeeper

### WEEK 2 (SEPT. 8)

Pat Flynn, Bowling Green, Forward

### WEEK 3 (SEPT. 15)

Saad Abdul-Salaam, Akron, Defender  
Chris Paton, Northern Illinois, Forward

## RPI WATCH

Based on 2013 RPI Rankings (2014 RPI released Sept. 22)

### TOP 15

1. Notre Dame	ACC
2. Maryland	ACC
3. UCLA	Pac-12
4. Washington	Pac-12
5. New Mexico	CUSA
6. Virginia	ACC
7. California	Pac-12
8. UMBL	America East
9. Michigan State	Big Ten
10. Georgetown	Big East
11. Marquette	Big East
12. Penn State	Big Ten
13. Wake Forest	ACC
14. Coastal Carolina	Big South
15. UC Irvine	Big West

### MID-AMERICAN CONFERENCE

22. Akron	MAC
96. West Virginia	MAC
99. Western Michigan	MAC
156. Bowling Green	MAC
166. Northern Illinois	MAC
194. Buffalo	MAC

### OPPONENTS

5. New Mexico	CUSA
12. Penn State	Big Ten
15. UC Irvine	Big West
22. Akron	MAC
28. St. John's	Big East
32. Elon	Southern
62. St. Francis (Pa.)	Northeast
78. Duquesne	A-10
91. Penn	Ivy
93. High Point	Big South
99. Western Michigan	MAC
105. Oakland	Horizon
118. Virginia Tech	ACC
138. James Madison	CAA
156. Bowling Green	MAC
166. Northern Illinois	MAC
177. Niagara	MAAC
194. Buffalo	MAC

## THIS WEEK'S SCHEDULE/RESULTS

### TUESDAY, SEPTEMBER 16

Bowling Green 1, at Michigan 0

### FRIDAY, SEPTEMBER 19

Western Michigan at UW Green Bay	4:00 p.m.
Detroit at Buffalo	7:00 p.m.
Eastern Illinois at Bowling Green	7:00 p.m.

### SATURDAY, SEPTEMBER 20

West Virginia at High Point	7:00 p.m.
Tulsa at Akron	7:00 p.m.
Marquette at Northern Illinois	8:00 p.m.

### SUNDAY, SEPTEMBER 21

Buffalo at Duquesne	1:00 p.m.
Western Michigan at Western Illinois	3:30 p.m.

## LAST WEEK'S SCHEDULE/RESULTS

### THURSDAY, SEPTEMBER 11

UC Irvine 3, West Virginia 2

### FRIDAY, SEPTEMBER 12

Butler 1, Western Michigan 2
Central Florida 1, Akron 2
Buffalo 1, Niagara 2
Northern Kentucky 1, Bowling Green 2
Illinois-Chicago 0, Northern Illinois 1

### SUNDAY, SEPTEMBER 14

Hartford 0, Akron 2
Eastern Illinois 1, Western Michigan 2
West Virginia 0, Elon 1
Green Bay 2, Northern Illinois 2
Buffalo 0, Canisius 1



### GAME-BY-GAME COMPARISON

OPPONENT	SCORE	G	A	SH	SOG
St. John's	1-0	1/0	2/0	13/6	2/2
Oakland	4-1	4/1	8/0	15/10	7/4
Virginia Tech	3-0	3/0	2/0	15/13	8/5
St. Francis (Pa.)	0-1	0/1	0/2	16/8	6/2
UC Irvine	2-3	2/3	4/3	10/16	3/10
Elon	0-1	0/1	0/0	12/16	5/4

### GAME-BY-GAME COMPARISON

OPPONENT	CK	F	YC	RC	OFF
St. John's	5/4	13/11	3/0	0/0	1/5
Oakland	7/1	13/8	2/2	0/0	8/4
Virginia Tech	4/11	18/15	3/4	1/1	1/1
St. Francis (Pa.)	6/6	6/16	0/4	0/0	0/1
UC Irvine	8/8	9/14	0/1	0/0	4/0
Elon	6/5	16/21	2/1	0/0	1/4

### DISCIPLINE CHART

#### YELLOW CARDS

Jad Arslan	1	2	3	4	5
- Sept. 4 vs. Virginia Tech (83')					

Haydon Bennett	1	2	3	4	5
- Aug. 29 vs. St. John's (26')					

Andy Bevin	1	2	3	4	5
- Sept. 14 at Elon (33')					

Ryan Cain	1	2	3	4	5
- Aug. 29 vs. St. John's (64')					
- Sept. 1 vs. Oakland (66')					

Mike Desiderio	1	2	3	4	5
- Sept. 14 at Elon (81')					

Zak Leedom	1	2	3	4	5
- Sept. 1 vs. Oakland (16')					

Jamie Merriam	1	2	3	4	5
- Aug. 29 vs. St. John's (43')					

Joey Piatczyc	1	2	3	4	5
- Sept. 4 vs. Virginia Tech (57')					

Louis Thomas	1	2	3	4	5
- Sept. 4 vs. Virginia Tech (33')					

#### RED CARDS

Jamie Merriam	1	2	3
- Sept. 4 vs. Virginia Tech (52')			

\*Missed match against St. Francis (Pa.) (9/7)

### RESULTS

3-3-0 OVERALL, 0-0-0 MAC, 3-2-0 HOME, 0-1-0 AWAY  
1-1-0 DAY, 2-2-0 NIGHT, 0-0-0 OVERTIME GAMES, 0-1-0 VS. TOP 25

DATE	OPPONENT	SCORE	OVERALL	CONF	ATTEND	OT	WVU GOALS SCORED (ASSIST)
8/29	St. John's	W 1-0	1-0-0	0-0-0	1,699		Merriam (Thomas, Leedom)
9/1	Oakland	W 4-1	2-0-0	0-0-0	601		Arslan (Bennett, Piatczyc) Bevin (Piatczyc, Thomas) Merriam (Thomas, Bevin) Arslan (Thomas, Bevin)
9/4	Virginia Tech	W 3-0	3-0-0	0-0-0	1,493		Desiderio (Bevin) Merriam (Bevin) Bevin (unassisted)
9/7	St. Francis (Pa.)	L 0-1	3-1-0	0-0-0	606		
9/11	#9 UC Irvine	L 2-3	3-2-0	0-0-0	936		Bevin (Piatczyc, Cain) Merriam (Bevin, Elliott)
9/14	at Elon	L 0-1	3-3-0	0-0-0	507		

### OVERALL TEAM GAME HIGHS

Points	16, Oakland (9/1)
Goals	4, Oakland (9/1)
Assists	8, Oakland (9/1)
Shots	16, St. Francis (Pa.) (9/7)
Shots On Goal	8, Virginia Tech (9/4)
Saves	7, UC Irvine (9/11)
Corner Kicks	8, UC Irvine (9/11)
Fouls	18, Virginia Tech (9/4)

### OVERALL TEAM GAME LOWS

Points	0, 2x, last: at Elon (9/14)
Goals	0, 2x, last: at Elon (9/14)
Assists	0, 2x, last: at Elon (9/14)
Shots	10, UC Irvine (9/11)
Shots On Goal	2, St. John's (8/29)
Saves	1, St. Francis (Pa.) (9/7)
Corner Kicks	4, Virginia Tech (9/4)
Fouls	9, UC Irvine (9/11)

### OVERALL INDIVIDUAL GAME HIGHS

Points	4, 3x, last: Andy Bevin, Virginia Tech (9/4)
Goals	2, Jad Arslan, Oakland (9/1)
Assists	3, Louis Thomas, Oakland (9/1)
Shots	7, Ryan Cain, St. Francis (Pa.) (9/7)
Shots On Goal	3, 2x, last: Andy Bevin, at Elon (9/14)
Saves	5, Brent Arnold, Virginia Tech (9/4)

### OVERALL OPPONENT GAME HIGHS

Points	9, UC Irvine (9/11)
Goals	3, UC Irvine (9/11)
Assists	3, UC Irvine (9/11)
Shots	16, 2x, last: at Elon (9/14)
Shots On Goal	10, UC Irvine (9/11)
Saves	6, St. Francis (Pa.) (9/7)
Corner Kicks	11, Virginia Tech (9/4)
Fouls	21, at Elon (9/14)

### OVERALL OPPONENT GAME LOWS

Points	0, 2x, last: Virginia Tech (9/4)
Goals	0, 2x, last: Virginia Tech (9/4)
Assists	0, 3x, last: Virginia Tech (9/4)
Shots	6, St. John's (8/29)
Shots On Goal	2, 2x, last: St. Francis (Pa.) (9/7)
Saves	1, 2x, last: UC Irvine (9/11)
Corner Kicks	1, Oakland (9/1)
Fouls	8, Oakland (9/1)

### LINESCORES

#### GAME 1 | WEST VIRGINIA 1, ST. JOHN'S 0

AUGUST 29, 2014 | MORGANTOWN, W.VA.

	1	2	Total	Record
St. John's	0	0	0	0-1-0
West Virginia	1	0	1	1-0-0

#### Scoring Summary

- 38:51 WVU Jamie Merriam (Thomas, Leedom)

**Shots:** West Virginia 13, St. John's 6

**Saves:** West Virginia 2, St. John's 1

**Attendance:** 1,699

#### GAME 2 | WEST VIRGINIA 4, OAKLAND 1

SEPTEMBER 1, 2014 | MORGANTOWN, W.VA.

	1	2	Total	Record
Oakland	1	0	1	0-2-0
West Virginia	1	3	4	2-0-0

#### Scoring Summary

- 14:40 OAK Gavin Hoy
- 25:41 WVU Jad Arslan (Bennett, Piatczyc)
- 50:58 WVU Andy Bevin (Piatczyc, Thomas)
- 53:11 WVU Jamie Merriam (Thomas, Bevin)
- 54:30 WVU Jad Arslan (Thomas, Bevin)

**Shots:** West Virginia 15, Oakland 10

**Saves:** West Virginia 3, Oakland 3

**Attendance:** 601

#### GAME 3 | WEST VIRGINIA 3, VIRGINIA TECH 0

SEPTEMBER 4, 2014 | MORGANTOWN, W.VA.

	1	2	Total	Record
Virginia Tech	0	0	0	1-2-0
West Virginia	2	1	3	3-0-0

#### Scoring Summary

- 25:55 WVU Mike Desiderio (Bevin)
- 26:32 WVU Jamie Merriam (Bevin)
- 75:52 WVU Andy Bevin (Henry)

**Shots:** West Virginia 15, Virginia Tech 13

**Saves:** West Virginia 5, Virginia Tech 5

**Attendance:** 1,493

#### GAME 4 | ST. FRANCIS (PA.) 1, WEST VIRGINIA 0

SEPTEMBER 7, 2014 | MORGANTOWN, W.VA.

	1	2	Total	Record
St. Francis (Pa.)	0	1	1	2-2-0
West Virginia	0	0	0	3-1-0

#### Scoring Summary

- 53:40 SFU Andrew Hajec (Causey, Medina)

**Shots:** West Virginia 16, St. Francis (Pa.) 8

**Saves:** West Virginia 1, St. Francis (Pa.) 6

**Attendance:** 606

#### GAME 5 | #9 UC IRVINE 3, WEST VIRGINIA 2

SEPTEMBER 11, 2014 | MORGANTOWN, W.VA.

	1	2	Total	Record
UC Irvine	3	0	3	4-0-0
West Virginia	1	1	2	3-2-0

#### Scoring Summary

- 16:06 WVU Andy Bevin (Piatczyc, Cain)
- 23:26 UCI Eduardo Calzada (Gonzalez, Iwasa)
- 35:04 UCI Eduardo Calzada
- 37:02 UCI Dennis Martinez (Janjigian)
- 55:20 WVU Merriam (Bevin, Elliott)

**Shots:** West Virginia 10, UC Irvine 16

**Saves:** West Virginia 7, UC Irvine 1

**Attendance:** 936

#### GAME 6 | ELON 1, WEST VIRGINIA 0

SEPTEMBER 14, 2014 | ELON, N.C.

	1	2	Total	Record
West Virginia	0	0	0	3-3-0
Elon	0	1	1	3-2-1

#### Scoring Summary

- 67:43 ELON James Brace

**Shots:** West Virginia 12, Elon 16

**Saves:** West Virginia 3, Elon 5

**Attendance:** 507



## LAST TIME

### A WVU TEAM (SINGLE GAME)

Defeated Ranked Opponent at #8 Indiana, 5-4 (9/8/13)  
 Defeated Ranked Opponent/Home vs. #25 Xavier, 2-1 (11/17/13)  
 Defeated Ranked Opponent/Away at #8 Indiana, 5-4 (9/8/13)  
 Defeated Ranked Opponent/Neutral vs. #22 Virginia, 1-0 (8/26/13)

Defeated Opponent in 1OT vs. Xavier, 2-1 (11/17/11)  
 Defeated Opponent in 2OT at Indiana, 5-4 (9/8/13)  
 Lost to Opponent in 1OT vs. Michigan, 1-2 (9/21/13)  
 Lost to Opponent in 2OT vs. Monmouth, 0-1 (9/3/10)  
 Ended Match in Tie vs. Bowling Green, 3-3 (11/8/13)  
 Ended Match in Scoreless Tie vs. Western Michigan (10/26/13)  
 Ended Match in Penalty Kicks at Louisville (11/10/07)

Won Five-Consecutive Matches 9 wins (Sept. 23-Oct. 28, 2006)  
 Lost Five-Consecutive Matches 6 losses (Sept. 23-Oct. 14, 2001)

Four Goals vs. Oakland, 4-1 (9/1/14)  
 Five Goals at Indiana, 5-4 (9/8/13)  
 Four Assists vs. UC Irvine (9/11/14)  
 Five Assists vs. Central Connecticut State (8/30/13)  
 Six Assists vs. Iona (9/26/12)  
 Seven Assists at Indiana (9/8/13)  
 Eight Assists vs. Oakland (9/1/14)

20-29 Shots 22, vs. Bowling Green (11/8/13)  
 30-39 Shots 34, vs. Canisius (10/4/95)  
 10-14 Shots On Goal 10, at Buffalo (11/1/13)  
 15-19 Shots On Goal 15, vs. Richmond (9/16/11)  
 1 Shot On Goal and Won at Bowling Green (11/3/12)

10-14 Saves 14, vs. St. John's (9/16/95)  
 15-19 Saves 16, vs. Alderson-Broaddus (9/26/84)

Held Opponents to No Shots vs. DePaul (9/28/07)  
 Held Opponents to One Shot vs. Virginia Tech (11/1/94)  
 Held Opponents to No Shots On Goal vs. Florida Atlantic (9/23/12)  
 Held Opponents to One Shot On Goal at Buffalo (11/1/13)

### A WVU PLAYER (SINGLE GAME)

Two Goals Jad Arslan, vs. Oakland (9/1/14)  
 Three Goals Franck Tayou, vs. Xavier (11/18/10)  
 Four Goals Ashy Mabrouk, vs. Charleston (W.Va.) (10/19/82)  
 Five Goals Jack Cardoso, vs. Towson (9/8/73)  
 Six Goals Jack Cardoso, vs. St. Francis (Pa.) (9/29/73)

Two Assists Andy Bevin, vs. Virginia Tech (9/4/14)  
 Three Assists Louis Thomas, vs. Oakland (9/1/14)

Seven Shots Jamie Merriam, vs. High Point (10/15/13)  
 Eight Shots Jarrod Smith vs. Robert Morris (11/19/05)  
 10 Shots Keith Gispert, vs. Canisius (10/4/95)

Four Shots On Goal Shadow Sebele, vs. Richmond (9/16/11)  
 Five Shots On Goal Majed Osman, at W. Michigan (10/26/13)

Made a Penalty Kick Andy Bevin, vs. Stony Brook (10/8/13)  
 Missed a Penalty Kick Ryan Cain, at Akron (11/15/13)

5-9 Saves 5, Brent Arnold, Virginia Tech (9/4/14)  
 10-14 Saves 11, Zach Johnson, at Seton Hall (10/18/08)  
 15-19 Saves 16, Mitch Haroldson, vs. A-B (9/26/84)

## LINESCORES



## OVERALL STATISTICS

#	NAME	GP-GS	MIN	G	A	PTS	SH	SHOT%	SOG	SOG%	YC-RC	GW	PK-ATT	CORNERS
8	Bevin, Andy	6-6	498	3	5	11	18	.167	11	.611	1-0	1	0-0	25
12	Merriam, Jamie	5-5	361	4	0	8	17	.235	8	.471	1-1	1	0-0	0
10	Arslan, Jad	6-3	248	2	0	4	4	.500	2	.500	1-0	0	0-0	0
17	Thomas, Louis	6-4	438	0	4	4	1	.000	0	.000	1-0	0	0-0	0
15	Piatczyc, Joey	5-3	290	0	3	3	5	.000	0	.000	1-0	0	0-0	0
14	Desiderio, Mike	6-5	295	1	0	2	5	.200	2	.400	1-0	1	0-0	0
9	Cain, Ryan	6-5	473	0	1	1	16	.000	2	.125	2-0	0	0-0	0
6	Elliott, Jack	6-6	537	0	1	1	5	.000	1	.200	0-0	0	0-0	0
11	Leedom, Zak	6-4	373	0	1	1	3	.000	1	.333	1-0	0	0-0	11
4	Henry, Francio	5-3	310	0	1	1	1	.000	1	1.000	0-0	0	0-0	0
26	Bennett, Haydon	4-3	231	0	1	1	0	.000	0	.000	1-0	0	0-0	0
16	Driscoll, Jack	3-1	76	0	0	0	2	.000	2	1.000	0-0	0	0-0	0
23	Stout, Austin	2-0	27	0	0	0	1	.000	0	.000	0-0	0	0-0	0
22	Hester, Colin	2-0	19	0	0	0	1	.000	0	.000	0-0	0	0-0	0
21	Underwood, Kyle	3-0	48	0	0	0	1	.000	1	1.000	0-0	0	0-0	0
7	Diaz, Christian	6-4	389	0	0	0	1	.000	0	.000	0-0	0	0-0	0
28	Cabral, Ivo	3-0	44	0	0	0	0	.000	0	.000	0-0	0	0-0	0
27	Libhart, Griffin	4-2	99	0	0	0	0	.000	0	.000	0-0	0	0-0	0
25	Moon, Trevor	1-0	3	0	0	0	0	.000	0	.000	0-0	0	0-0	0
19	Peprah, Michael	1-0	3	0	0	0	0	.000	0	.000	0-0	0	0-0	0
13	Ibikunle, Tolu	5-0	71	0	0	0	0	.000	0	.000	0-0	0	0-0	0
5	Ochoa, Alex	6-4	430	0	0	0	0	.000	0	.000	0-0	0	0-0	0
2	Ehrenworth, Paul	5-2	103	0	0	0	0	.000	0	.000	0-0	0	0-0	0
Totals		6	5944	10	17	37	81	.123	31	.383	10-1	3	0-0	-
Opponents		6	-	6	5	17	69	.087	27	.391	12-1	3	0-0	-

## GOALKEEPER STATISTICS

	NAME	GP-GS	MINUTES	GA	AVG	SAVES	PCT	W	L	T	SHO	FACED
0	Johnston, Lee	2-1	135:00	1	0.67	6	.857	0	1	0	0/0	22
1	Arnold, Brent	5-5	405:00	5	1.11	15	.750	3	2	0	2/0	47
Totals		6	540:00	6	1.00	21	.778	3	3	0	2	69
Opponents		6	540:00	10	1.67	21	.677	3	3	0	2	80

## GOALS BY PERIOD

	1ST	2ND	OT	OT2	TOTAL
West Virginia	5	5	0	0	10
Opponents	4	2	0	0	6

## SHOTS BY PERIOD

	1ST	2ND	OT	OT2	TOTAL
West Virginia	35	46	0	0	81
Opponents	37	32	0	0	69

## SAVES BY PERIOD

	1ST	2ND	OT	OT2	TOTAL
West Virginia	11	10	0	0	21
Opponents	10	11	0	0	21

## CORNER KICKS BY PERIOD

	1ST	2ND	OT	OT2	TOTAL
West Virginia	14	22	0	0	36
Opponents	13	22	0	0	35

## FOULS BY PERIOD

	1ST	2ND	OT	OT2	TOTAL
West Virginia	34	41	0	0	75
Opponents	41	44	0	0	85



[ Goalkeeper ]  
**Lee JOHNSTON**  
 Height: 6-3 Weight: 190  
 Class: Senior  
 Hometown: Newberry, Fla.

Year	GP	GS	MIN	GA	GAA	Sv	Sv%	W	L	T	Sho
2013	17	17	1648:16	23	1.26	45	.662	7	5	5	5
2014	2	1	135:00	1	0.67	6	.857	0	1	0	0
<b>Totals</b>	<b>19</b>	<b>18</b>	<b>1783:16</b>	<b>24</b>	<b>1.21</b>	<b>51</b>	<b>.680</b>	<b>7</b>	<b>6</b>	<b>5</b>	<b>5</b>

Made three appearances in second half action against UC Irvine (9/11).

**Career Highs**

Saves	6, 2x, last: 10/19/13, Georgia State
Shots Faced	22, 2x, last: 11/15/13, at Akron
Goals Allowed	2, 9/25/13, Penn State

**Season Highs**

Saves	3, 2x, last: 9/14/14, at Elon
Shots Faced	16, 9/14/14, at Elon
Goals Allowed	1, 9/14/14, at Elon



[ Goalkeeper ]  
**Brent ARNOLD**  
 Height: 6-1 Weight: 195  
 Class: Sophomore  
 Hometown: Lancaster, Pa.

Year	GP	GS	MIN	GA	GAA	Sv	Sv%	W	L	T	Sho
2013	2	2	180:00	3	1.50	8	.727	0	2	0	0
2014	5	5	405:00	5	1.11	15	.750	3	2	0	2
<b>Totals</b>	<b>7</b>	<b>7</b>	<b>585:00</b>	<b>8</b>	<b>1.23</b>	<b>23</b>	<b>.742</b>	<b>3</b>	<b>4</b>	<b>0</b>	<b>2</b>

Registered five saves in a shutout against Virginia Tech (9/4) ... made two saves, posting first career win and first career shutout against St. John's (8/29).

**Career Highs**

Saves	6, 9/29/13, Akron
Shots Faced	14, 9/29/13, Akron
Goals Allowed	3, 9/11/14, UC Irvine

**Season Highs**

Saves	5, 9/4/14, Virginia Tech
Shots Faced	13, 9/4/14, Virginia Tech
Goals Allowed	3, 9/11/14, UC Irvine



[ Defender ]  
**Paul EHRENWORTH**  
 Height: 5-9 Weight: 165  
 Class: Senior  
 Hometown: Cranbury, N.J.

Year	GP	GS	G	A	Pts	Sh	Sh%	SOG	SOG%	GWG	PK-Att
2011	20	16	0	0	0	4	.000	0	.000	0	0-0
2012	5	0	0	0	0	0	.000	0	.000	0	0-0
2013	11	2	0	0	0	1	.000	0	.000	0	0-0
2014	5	2	0	0	0	0	.000	0	.000	0	0-0
<b>Totals</b>	<b>41</b>	<b>20</b>	<b>0</b>	<b>0</b>	<b>0</b>	<b>5</b>	<b>.000</b>	<b>0</b>	<b>.000</b>	<b>0</b>	<b>0-0</b>

**Career Highs**

Points	0
Goals	0
Assists	0
Shots	2, 10/29/11, Notre Dame
SOG	0

**Season Highs**

Points	0
Goals	0
Assists	0
Shots	0
SOG	0



[ Defender ]  
**Nick RASKASKY**  
 Height: 6-0 Weight: 175  
 Class: Junior  
 Hometown: Tacoma, Wash.

Year	GP	GS	G	A	Pts	Sh	Sh%	SOG	SOG%	GWG	PK-Att
2012	16	16	2	2	6	13	.154	5	.385	1	0-0
2013											
Redshirted - Torn ACL											
<b>Totals</b>	<b>16</b>	<b>16</b>	<b>2</b>	<b>2</b>	<b>6</b>	<b>13</b>	<b>.154</b>	<b>5</b>	<b>.385</b>	<b>1</b>	<b>0-0</b>

**Career Highs**

Points	4, 9/23/12, Florida Atlantic
Goals	2, 9/23/12, Florida Atlantic
Assists	1, 2x, last: 10/14/12, Hartwick
Shots	2, 5x, last: 11/9/12, vs. Northern Illinois
SOG	2, 2x, last: 9/23/12, Florida Atlantic

**Season Highs**

Points	0
Goals	0
Assists	0
Shots	0
SOG	0



[ Defender ]  
**Francio HENRY**  
 Height: 6-3 Weight: 185  
 Class: Junior  
 Hometown: St. Catherine, Jamaica

Year	GP	GS	G	A	Pts	Sh	Sh%	SOG	SOG%	GWG	PK-Att
2012	14	6	0	1	1	2	.000	0	.000	0	0-0
2013	10	7	1	0	2	4	.250	1	.250	1	0-0
2014	5	3	0	1	1	1	.000	1	1.000	0	0-0
<b>Totals</b>	<b>29</b>	<b>16</b>	<b>1</b>	<b>2</b>	<b>4</b>	<b>7</b>	<b>.143</b>	<b>2</b>	<b>.286</b>	<b>1</b>	<b>0-0</b>

**Career Highs**

Points	2, 8/30/13, Central Conn. St.
Goals	1, 8/30/13, Central Conn. St.
Assists	1, 2x, last: 9/4/14, Virginia Tech
Shots	2, 8/30/13, Central Conn. St.
SOG	1, 2x, last: 9/4/14, Virginia Tech

**Season Highs**

Points	1, 9/4/14, Virginia Tech
Goals	0
Assists	1, 9/4/14, Virginia Tech
Shots	1, 9/4/14, Virginia Tech
SOG	1, 9/4/14, Virginia Tech

Picked up an assist in first start of 2014 against Virginia Tech (9/4).



[ Defender ]  
**Alex OCHOA**  
 Height: 5-7 Weight: 155  
 Class: Sophomore  
 Hometown: Pasadena, Texas

Year	GP	GS	G	A	Pts	Sh	Sh%	SOG	SOG%	GWG	PK-Att
2013	19	19	0	4	4	21	.000	7	.333	0	0-0
2014	6	4	0	0	0	0	.000	0	.000	0	0-0
Totals	25	23	0	4	4	21	.000	7	.333	0	0-0

**Career Highs**

Points	1, 4x, last: 10/15/13, High Point
Goals	0
Assists	1, 4x, last: 10/15/13, High Point
Shots	5, 8/30/13, Central Conn. St.
SOG	2, 8/30/13, Central Conn. St.

**Season Highs**

Points	0
Goals	0
Assists	0
Shots	0
SOG	0



[ Defender ]  
**Jack ELLIOTT**  
 Height: 6-3 Weight: 175  
 Class: Sophomore  
 Hometown: London, England

Year	GP	GS	G	A	Pts	Sh	Sh%	SOG	SOG%	GWG	PK-Att
2013	19	14	0	1	1	11	.000	2	.182	0	0-0
2014	6	6	0	1	1	5	.000	1	.200	0	0-0
Totals	25	20	0	2	2	16	.000	3	.188	0	0-0

**Career Highs**

Points	1, 2x, last: 9/11/14, UC Irvine
Goals	0
Assists	1, 2x, last: 9/11/14, UC Irvine
Shots	2, 4x, last: 11/8/13, Bowling Green
SOG	1, 3x, last: 9/1/14, Oakland

**Season Highs**

Points	1, 9/11/14, UC Irvine
Goals	0
Assists	1, 9/11/14, UC Irvine
Shots	1, 5x, last: 9/14/14, at Elon
SOG	1, 9/1/14, Oakland

Had first assist of season off a free kick against UC Irvine (9/11).



[ Midfielder ]  
**Christian DIAZ**  
 Height: 5-10 Weight: 170  
 Class: Sophomore  
 Hometown: Houston, Texas

Year	GP	GS	G	A	Pts	Sh	Sh%	SOG	SOG%	GWG	PK-Att
2013	19	19	2	1	5	13	.154	5	.385	1	0-0
2014	6	4	0	0	0	1	.000	0	.000	0	0-0
Totals	25	23	2	1	5	14	.143	5	.357	1	0-0

**Career Highs**

Points	2, 2x, last: 11/8/13, Bowling Green
Goals	1, 2x, last: 11/8/13, Bowling Green
Assists	1, 9/13/13, Wright State
Shots	2, 3x, last: 10/8/13, Stony Brook
SOG	1, 5x, last: 11/8/13, Bowling Green

**Season Highs**

Points	0
Goals	0
Assists	0
Shots	1, 9/4/14, Virginia Tech
SOG	0



[ Forward ]  
**Andy BEVIN**  
 Height: 5-9 Weight: 160  
 Class: Senior  
 Hometown: Napier, New Zealand

Year	GP	GS	G	A	Pts	Sh	Sh%	SOG	SOG%	GWG	PK-Att
2011	20	20	7	2	16	43	.163	16	.372	2	0-0
2012	17	13	2	3	7	30	.067	15	.500	1	0-0
2013	19	19	9	6	24	48	.188	20	.417	2	1-1
2014	6	6	3	5	11	18	.167	11	.611	1	0-0
Totals	62	58	21	16	58	139	.151	62	.446	6	1-1

**Career Highs**

Points	5, 9/16/11, Richmond
Goals	2, 3x, last: 9/8/13, at Indiana
Assists	2, 3x, last: 9/1/14, Oakland
Shots	6, 2x, last: 10/8/11, Georgetown
SOG	3, 8x, last: 9/14/14, at Elon

**Season Highs**

Points	4, 2x, last: 9/4/14, Virginia Tech
Goals	1, 3x, last: 9/11/14, UC Irvine
Assists	2, 2x, last: 9/4/14, Virginia Tech
Shots	4, 3x, last: 9/14/14, at Elon
SOG	3, 2x, last: 9/14/14, at Elon

Had four shots, including three on goal at Elon (9/14) ... had one goal and assist against UC Irvine (9/11) ... registered back-to-back one goal and two assist games against Oakland (9/1) and Virginia Tech (9/4).



[ Forward ]  
**Ryan CAIN**  
 Height: 5-11 Weight: 175  
 Class: Junior  
 Hometown: Paraparaumu, New Zealand

Year	GP	GS	G	A	Pts	Sh	Sh%	SOG	SOG%	GWG	PK-Att
2012	15	8	2	2	6	16	.125	6	.375	1	0-0
2013	19	7	3	1	7	31	.097	9	.290	1	0-1
2014	6	5	0	1	1	16	.000	2	.125	0	0-0
Totals	40	20	5	4	14	63	.079	17	.270	2	0-1

**Career Highs**

Points	2, 5x, last: 11/8/13, Bowling Green
Goals	1, 5x, last: 11/8/13, Bowling Green
Assists	1, 4x, last: 9/11/14, UC Irvine
Shots	7, 9/7/14, St. Francis (Pa.)
SOG	2, 2x, last: 11/8/13, Bowling Green

**Season Highs**

Points	1, 9/11/14, UC Irvine
Goals	0
Assists	1, 9/11/14, UC Irvine
Shots	7, 9/7/14, St. Francis (Pa.)
SOG	1, 2x, last: 9/11/14, UC Irvine

Assisted on goal against UC Irvine (9/11) ... took a career-high seven shots against St. Francis (Pa.) (9/7).



[ Midfielder ]  
**Jad ARSLAN**  
 Height: 5-5 Weight: 140  
 Class: Freshman  
 Hometown: Roswell, Ga.

Year	GP	GS	G	A	Pts	Sh	Sh%	SOG	SOG%	GWG	PK-Att
2014	6	3	2	0	4	4	.500	2	.500	0	0-0
<b>Totals</b>	<b>6</b>	<b>3</b>	<b>2</b>	<b>0</b>	<b>4</b>	<b>4</b>	<b>.500</b>	<b>2</b>	<b>.500</b>	<b>0</b>	<b>0-0</b>

Notched two goals in first career start against Oakland (9/1).

Career Highs	
Points	4, 9/1/14, Oakland
Goals	2, 9/1/14, Oakland
Assists	0
Shots	4, 9/1/14, Oakland
SOG	2, 9/1/14, Oakland

Season Highs	
Points	4, 9/1/14, Oakland
Goals	2, 9/1/14, Oakland
Assists	0
Shots	4, 9/1/14, Oakland
SOG	2, 9/1/14, Oakland



[ Midfielder ]  
**Zak LEEDOM**  
 Height: 5-8 Weight: 150  
 Class: Junior  
 Hometown: Dublin, Ohio

Year	GP	GS	G	A	Pts	Sh	Sh%	SOG	SOG%	GWG	PK-Att
2012	17	9	1	3	5	12	.083	5	.417	0	0-0
2013	19	10	0	3	3	12	.000	4	.333	0	0-0
2014	6	4	0	1	1	3	.000	1	.333	0	0-0
<b>Totals</b>	<b>42</b>	<b>23</b>	<b>1</b>	<b>7</b>	<b>9</b>	<b>27</b>	<b>.037</b>	<b>10</b>	<b>.370</b>	<b>0</b>	<b>0-0</b>

Assisted on the game-winning goal against St. John's (8/29).

Career Highs	
Points	2, 9/26/12, Iona
Goals	1, 9/26/12, Iona
Assists	1, 7x, last: 8/29/14, St. John's
Shots	5, 9/26/13, Iona
SOG	2, 2x, last: 9/25/13, Penn State

Season Highs	
Points	0
Goals	0
Assists	1, 8/29/14, St. John's
Shots	1, 3x, last: 9/14/14, at Elon
SOG	1, 9/4/14, Virginia Tech



[ Forward ]  
**Jamie MERRIAM**  
 Height: 6-0 Weight: 175  
 Class: Junior  
 Hometown: Gaithersburg, Md.

Year	GP	GS	G	A	Pts	Sh	Sh%	SOG	SOG%	GWG	PK-Att
2012	17	5	2	2	6	14	.143	6	.429	1	0-0
2013	19	15	2	7	11	44	.045	12	.273	0	0-0
2014	5	5	4	0	8	17	.235	8	.471	1	0-0
<b>Totals</b>	<b>41</b>	<b>25</b>	<b>8</b>	<b>9</b>	<b>25</b>	<b>75</b>	<b>.107</b>	<b>26</b>	<b>.347</b>	<b>2</b>	<b>0-0</b>

Had three shots, including two on goal at Elon (9/14) ... scored a goal after missing a match due to red card against UC Irvine (9/11) ... scored one goal in each of the first three games against St. John's (8/29), Oakland (9/1) and Virginia Tech (9/4).

Career Highs	
Points	3, 10/5/13, Northern Illinois
Goals	1, 8x, last: 9/11/14, UC Irvine
Assists	2, 9/8/13, at Indiana
Shots	7, 10/15/13, High Point
SOG	2, 8x, last: 9/14/14, at Elon

Season Highs	
Points	2, 4x, last: 9/11/14, UC Irvine
Goals	1, 4x, last: 9/11/14, UC Irvine
Assists	0
Shots	5, 9/1/14, Oakland
SOG	2, 3x, last: 9/14/14, at Elon



[ Forward ]  
**Tolu IBIKUNLE**  
 Height: 5-9 Weight: 185  
 Class: Freshman  
 Hometown: Napier, New Zealand

Year	GP	GS	G	A	Pts	Sh	Sh%	SOG	SOG%	GWG	PK-Att
2014	5	0	0	0	0	0	.000	0	.000	0	0-0
<b>Totals</b>	<b>5</b>	<b>0</b>	<b>0</b>	<b>0</b>	<b>0</b>	<b>0</b>	<b>.000</b>	<b>0</b>	<b>.000</b>	<b>0</b>	<b>0-0</b>

Career Highs	
Points	0
Goals	0
Assists	0
Shots	0
SOG	0

Season Highs	
Points	0
Goals	0
Assists	0
Shots	0
SOG	0



[ Midfielder ]  
**Mike DESIDERIO**  
 Height: 5-11 Weight: 175  
 Class: Sophomore  
 Hometown: Media, Pa.

Year	GP	GS	G	A	Pts	Sh	Sh%	SOG	SOG%	GWG	PK-Att
2013	17	10	0	1	1	18	.000	6	.333	0	0-0
2014	6	5	1	0	2	5	.200	2	.400	1	0-0
<b>Totals</b>	<b>23</b>	<b>15</b>	<b>1</b>	<b>1</b>	<b>3</b>	<b>23</b>	<b>.043</b>	<b>8</b>	<b>.348</b>	<b>1</b>	<b>0-0</b>

Scored first career goal, the eventual game-winner, against Virginia Tech (9/4).

Career Highs	
Points	2, 9/4/14, Virginia Tech
Goals	1, 9/4/14, Virginia Tech
Assists	1, 11/1/13, at Buffalo
Shots	4, 10/15/13, High Point
SOG	2, 2x, last: 11/13/13, at Buffalo

Season Highs	
Points	2, 9/4/14, Virginia Tech
Goals	1, 9/4/14, Virginia Tech
Assists	0
Shots	2, 2x, last: 9/7/14, St. Francis (Pa.)
SOG	1, 2x, last: 9/7/14, St. Francis (Pa.)



[ Midfielder ]  
**Joey PIATCZYC**  
 Height: 5-9 Weight: 150  
 Class: Freshman  
 Hometown: Lee's Summit, Mo.

Year	GP	GS	G	A	Pts	Sh	Sh%	SOG	SOG%	GWG	PK-Att
2014	5	3	0	3	3	5	.000	0	.000	0	0-0
Totals	5	3	0	3	3	5	.000	0	.000	0	0-0

#### Career Highs

Points	2, 9/1/14, Oakland
Goals	0
Assists	2, 9/1/14, Oakland
Shots	2, 2x, last: 9/7/14, St. Francis (Pa.)
SOG	0

#### Season Highs

Points	2, 9/1/14, Oakland
Goals	0
Assists	2, 9/1/14, Oakland
Shots	2, 2x, last: 9/7/14, St. Francis (Pa.)
SOG	0

Had the primary assist on a goal against UC Irvine (9/11) ... assisted on two goals against Oakland (9/1).



[ Forward ]  
**Jack DRISCOLL**  
 Height: 6-0 Weight: 165  
 Class: r-Freshman  
 Hometown: Virginia Beach, Va.

Year	GP	GS	G	A	Pts	Sh	Sh%	SOG	SOG%	GWG	PK-Att
2013											
2014	3	1	0	0	0	2	.000	2	1.000	0	0-0
Totals	3	1	0	0	0	2	.000	2	1.000	0	0-0

#### Career Highs

Points	0
Goals	0
Assists	0
Shots	2, 9/7/14, St. Francis (Pa.)
SOG	2, 9/7/14, St. Francis (Pa.)

#### Season Highs

Points	0
Goals	0
Assists	0
Shots	2, 9/7/14, St. Francis (Pa.)
SOG	2, 9/7/14, St. Francis (Pa.)

Took first two shots of career, both on goal, against St. Francis (Pa.) (9/7).



[ Defender ]  
**Louis THOMAS**  
 Height: 6-0 Weight: 160  
 Class: Freshman  
 Hometown: Houston, Texas

Year	GP	GS	G	A	Pts	Sh	Sh%	SOG	SOG%	GWG	PK-Att
2014	6	4	0	4	4	1	.000	0	.000	0	0-0
Totals	6	4	0	4	4	1	.000	0	.000	0	0-0

#### Career Highs

Points	3, 9/1/14, Oakland
Goals	0
Assists	3, 9/1/14, Oakland
Shots	1, 9/14/14, at Elon
SOG	0

#### Season Highs

Points	3, 9/1/14, Oakland
Goals	0
Assists	3, 9/1/14, Oakland
Shots	1, 9/14/14, at Elon
SOG	0

Took first career shot at Elon (9/14) ... had four assists in the first two games of the season, including three assists against Oakland (9/1).



[ Goalkeeper ]  
**Alec BOERNER**  
 Height: 6-3 Weight: 175  
 Class: Freshman  
 Hometown: Midlothian, Va.

Year	GP	GS	MIN	GA	GAA	Sv	Sv%	W	L	T	Sho
2014											
Totals											

#### Career Highs

Saves	0
Shots Faced	0
Goals Allowed	0

#### Season Highs

Saves	0
Shots Faced	0
Goals Allowed	0



[ Midfielder ]  
**Michael PEPPRAH**  
 Height: 5-11 Weight: 150  
 Class: Freshman  
 Hometown: Laurel, Md.

Year	GP	GS	G	A	Pts	Sh	Sh%	SOG	SOG%	GWG	PK-Att
2014	1	0	0	0	0	0	.000	0	.000	0	0-0
Totals	1	0	0	0	0	0	.000	0	.000	0	0-0

#### Career Highs

Points	0
Goals	0
Assists	0
Shots	0
SOG	0

#### Season Highs

Points	0
Goals	0
Assists	0
Shots	0
SOG	0



[ Defender ]  
**Jacob ICOLARI**  
 Height: 5-7 Weight: 150  
 Class: Freshman  
 Hometown: Denver, Colo.

Year	GP	GS	G	A	Pts	Sh	Sh%	SOG	SOG%	GWG	PK-Att
[ Data for Jacob Icolari ]											

Career Highs	
Points	0
Goals	0
Assists	0
Shots	0
SOG	0

Season Highs	
Points	0
Goals	0
Assists	0
Shots	0
SOG	0



[ Forward ]  
**Kyle UNDERWOOD**  
 Height: 6-0 Weight: 180  
 Class: Junior  
 Hometown: Fort Worth, Texas

Year	GP	GS	G	A	Pts	Sh	Sh%	SOG	SOG%	GWG	PK-Att
2012	11	0	1	1	3	5	.200	3	.600	0	0-0
2013	6	0	0	0	0	3	.000	1	.333	0	0-0
2014	3	0	0	0	0	1	.000	1	1.000	0	0-0
Totals	20	0	1	1	3	9	.111	5	.556	0	0-0

Career Highs	
Points	2, 9/23/12, Florida Atlantic
Goals	1, 9/23/12, Florida Atlantic
Assists	1, 9/26/12, Iona
Shots	2, 9/23/12, Florida Atlantic
SOG	1, 5x, last: 9/1/14, Oakland

Season Highs	
Points	0
Goals	0
Assists	0
Shots	1, 9/1/14, Oakland
SOG	1, 9/1/14, Oakland



[ Forward ]  
**Colin HESTER**  
 Height: 5-10 Weight: 160  
 Class: Freshman  
 Hometown: Camp Hill, Pa.

Year	GP	GS	G	A	Pts	Sh	Sh%	SOG	SOG%	GWG	PK-Att
2014	2	0	0	0	0	1	.000	0	.000	0	0-0
Totals	2	0	0	0	0	1	.000	0	.000	0	0-0

Career Highs	
Points	0
Goals	0
Assists	0
Shots	1, 9/14/14, at Elon
SOG	0

Season Highs	
Points	0
Goals	0
Assists	0
Shots	1, 9/14/14, at Elon
SOG	0

Took first career shot at Elon (9/14).



[ Midfielder ]  
**Austin STOUT**  
 Height: 5-6 Weight: 150  
 Class: Freshman  
 Hometown: Jamison, Pa.

Year	GP	GS	G	A	Pts	Sh	Sh%	SOG	SOG%	GWG	PK-Att
2014	2	0	0	0	0	1	.000	0	.000	0	0-0
Totals	2	0	0	0	0	1	.000	0	.000	0	0-0

Career Highs	
Points	0
Goals	0
Assists	0
Shots	1, 8/29/14, St. John's
SOG	0

Season Highs	
Points	0
Goals	0
Assists	0
Shots	1, 8/29/14, St. John's
SOG	0




[ Defender ]  
**Trevor MOON**  
 Height: 5-10 Weight: 165  
 Class: r-Freshman  
 Hometown: Fairmont, W.Va.

Year	GP	GS	G	A	Pts	Sh	Sh%	SOG	SOG%	GWG	PK-Att
2013	Redshirted										
2014	1	0	0	0	0	0	.000	0	.000	0	0-0
Totals	1	0	0	0	0	0	.000	0	.000	0	0-0

Career Highs	
Points	0
Goals	0
Assists	0
Shots	0
SOG	0

Season Highs	
Points	0
Goals	0
Assists	0
Shots	0
SOG	0



26

[ Defender ]  
**Haydon BENNETT**  
 Height: 6-2 Weight: 185  
 Class: Junior  
 Hometown: Chesterfield, Va.

Year	GP	GS	G	A	Pts	Sh	Sh%	SOG	SOG%	GWG	PK-Att
2012	14	12	0	0	0	0	.000	0	.000	0	0-0
2013	19	18	0	0	0	7	.000	2	.286	0	0-0
2014	4	3	0	1	1	0	.000	0	.000	0	0-0
Totals	37	33	0	1	1	7	.000	2	.286	0	0-0

Picked up first career point in an assist against Oakland (9/1).

Career Highs	
Points	1, 9/1/14, Oakland
Goals	0
Assists	1, 9/1/14, Oakland
Shots	2, 2x, last: 11/15/13, at Akron
SOG	1, 2x, last: 11/8/13, Bowling Green

Season Highs	
Points	1, 9/1/14, Oakland
Goals	0
Assists	1, 9/1/14, Oakland
Shots	0
SOG	0



27

[ Midfielder ]  
**Griffin LIBHART**  
 Height: 6-0 Weight: 160  
 Class: r-Sophomore  
 Hometown: Marietta, Pa.

Year	GP	GS	G	A	Pts	Sh	Sh%	SOG	SOG%	GWG	PK-Att
2012	Redshirted										
2013	9	1	0	2	2	0	.000	0	.000	0	0-0
2014	4	2	0	0	0	0	.000	0	.000	0	0-0
Totals	13	3	0	2	2	0	.000	0	.000	0	0-0

Career Highs	
Points	1, 2x, last: 9/13/13, Wright State
Goals	0
Assists	1, 2x, last: 9/13/13, Wright State
Shots	0
SOG	0

Season Highs	
Points	0
Goals	0
Assists	0
Shots	0
SOG	0



28

[ Midfielder ]  
**Ivo CABRAL**  
 Height: 5-7 Weight: 150  
 Class: r-Sophomore  
 Hometown: Salvador, Bahia, Brazil

Year	GP	GS	G	A	Pts	Sh	Sh%	SOG	SOG%	GWG	PK-Att
2012	Redshirted										
2013	2	0	0	0	0	0	.000	0	.000	0	0-0
2014	3	0	0	0	0	0	.000	0	.000	0	0-0
Totals	5	0	0	0	0	0	.000	0	.000	0	0-0

Career Highs	
Points	0
Goals	0
Assists	0
Shots	0
SOG	0

Season Highs	
Points	0
Goals	0
Assists	0
Shots	0
SOG	0



30

[ Goalkeeper ]  
**Conner OWENS**  
 Height: 5-10 Weight: 165  
 Class: Freshman  
 Hometown: Henrico, Va.

Year	GP	GS	MIN	GA	GAA	Sv	Sv%	W	L	T	Sho
------	----	----	-----	----	-----	----	-----	---	---	---	-----

Career Highs	
Saves	0
Shots Faced	0
Goals Allowed	0

Season Highs	
Saves	0
Shots Faced	0
Goals Allowed	0



### GOALS SEASON

1. Jack Cardoso (1973).....	28
2. Walter Nistorenko (1967).....	27
3. Nick Ivahnenko (1966).....	17
Dennis Almeida (1972).....	17
5. Butch Rossi (1965).....	15
Andy Leardini (1994).....	15
Andy Leardini (1995).....	15
8. Walter Nistorenko (1968).....	14
Jarrold Smith (2006).....	14
10. Ashy Mabrouk (1982).....	13
John Keating (1988).....	13
Andy Leardini (1997).....	13

### CAREER

1. Jack Cardoso (1972-75).....	53
2. Andy Leardini (1994-97).....	48
3. Walter Nistorenko (1967-68).....	41
4. Ashy Mabrouk (1980-83).....	37
5. John Keating (1988-91).....	32
Jarrold Smith (2003-06).....	32
7. Dennis Almeida (1971-72).....	29
8. Chin Orih (1998-01).....	27
9. Manny Matos (1971-74).....	25
10. Craig Patton (1997-00).....	23

### ASSISTS SEASON

1. Len Forslund (1967).....	12
Darren Eals (1991).....	12
3. Walter Nistorenko (1967).....	11
Shadow Sebele (2010).....	11
5. Sam Viecelli (1973).....	10
Dan Stratford (2006).....	10
7. Graham Evans (1990).....	9
8. Dennis Almeida (1972).....	8
Manny Matos (1973).....	8
Dan Stratford (2007).....	8

### CAREER

1. Dan Stratford (2004-07).....	27
2. Shadow Sebele (2009-12).....	25
3. Uwem Etuk (2009-12).....	18
4. Len Forslund (1967-68).....	17
Walter Nistorenko (1967-68).....	17
Sam Viecelli (1970-73).....	17
Andy Wright (2004-07).....	17
8. Fernando Santos (1981-83).....	16
Todd Gispert (1992-95).....	16
<b>Andy Bevin (2011-present).....</b>	<b>16</b>
10. Dennis Almeida (1971-72).....	15
Manny Matos (1971-74).....	15
Graham Evans (1989-90, 92).....	15
Travis Pittman (2009-12).....	15

### POINTS SEASON

1. Walter Nistorenko (1967).....	65
2. Jack Cardoso (1973).....	59
3. Dennis Almeida (1972).....	42
4. Nick Ivahnenko (1966).....	38
5. Walter Nistorenko (1968).....	34
6. Ashy Mabrouk (1982).....	33
Andy Leardini (1994).....	33
Andy Leardini (1997).....	33
9. Andy Leardini (1995).....	32
Jarrold Smith (2006).....	32

### CAREER

1. Jack Cardoso (1972-75).....	115
2. Andy Leardini (1994-97).....	109
3. Walter Nistorenko (1967-68).....	99
4. Ashy Mabrouk (1980-83).....	87

5. John Keating (1988-91).....	74
6. Dennis Almeida (1971-72).....	73
7. Jarrod Smith (2003-06).....	72
8. Dan Stratford (2004-07).....	67
9. Manny Matos (1971-74).....	65
10. Chin Orih (1998-01).....	64

### SHOTS SEASON

1. Jarrod Smith (2005).....	79
2. Dennis Almeida (1971).....	77
3. Shadow Sebele (2010).....	63
4. Walter Nistorenko (1968).....	61
5. Dan Stratford (2007).....	59
6. Omid Namazi (1987).....	56
Chin Orih (1998).....	56
8. Chin Orih (2001).....	55
9. Peabo Doue (2010).....	54
10. Terry Parfitt (1968).....	53
Matt Tanzini (1997).....	53

### CAREER

1. Jarrod Smith (2003-06).....	214
2. Dan Stratford (2004-07).....	182
3. John Keating (1988-91).....	167
4. Andy Leardini (1994-97).....	164
5. Chin Orih (1998-01).....	160
6. Shadow Sebele (2009-12).....	152
7. Andy Wright (2004-07).....	151
8. <b>Andy Bevin (2011-present).....</b>	<b>139</b>
9. Peabo Doue (2009-12).....	130
10. Wayne Morgan (1987-89, 91).....	125
Keith Quill (1990-93).....	125

### SHOTS ON GOAL SEASON

1. Jarrod Smith (2005).....	35
2. Dan Stratford (2007).....	28
3. Jarrod Smith (2006).....	25
4. Dan Stratford (2006).....	24
5. Shadow Sebele (2010).....	22
6. Franck Tayou (2010).....	21
7. Devon McTavish (2004).....	20
Jarrold Smith (2004).....	20
Andy Wright (2006).....	20
Peabo Doue (2010).....	20
Andy Bevin (2013).....	20

### CAREER

1. Jarrod Smith (2003-06).....	92
2. Dan Stratford (2004-07).....	86
3. <b>Andy Bevin (2011-present).....</b>	<b>62</b>
4. Andy Wright (2004-07).....	60
5. Shadow Sebele (2009-12).....	56
6. Peabo Doue (2009-12).....	42
7. Devon McTavish (2002-05).....	37
8. Uwem Etuk (2009-12).....	32
9. Paul Paradise (2007-08).....	27
10. Geoff Cameron (2004-05).....	25

### GAME-WINNING GOALS SEASON

1. Nick Ivahnenko (1966).....	5
Bill Lanza (1966).....	5
Andy Leardini (1994).....	5
Jarrold Smith (2006).....	5
Franck Tayou (2010).....	5
6. 11 players.....	4

### CAREER

1. Andy Leardini (1994-07).....	12
2. Jarrod Smith (2003-06).....	11
Andy Wright (2004-07).....	11
4. Jack Cardoso (1972-75).....	9
Dan Stratford (2004-07).....	9
6. Craig Patton (1997-00).....	8
7. Al Barker (1961-63).....	7
Chin Orih (1998-01).....	7
Eric Schoenle (2009-12).....	7
10. Oskar Schroeder (1963-65).....	6
Dennis Almeida (1971-72).....	6
Matt Tanzini (1997-98).....	6
<b>Andy Bevin (2011-present).....</b>	<b>6</b>

### GOALS AGAINST AVERAGE SEASON

1. Zach Johnson (2007).....	0.48
2. Zach Johnson (2009).....	0.61
3. Nick Noble (2006).....	0.63
4. Zach Johnson (2008).....	0.64
5. Nick Noble (2004).....	0.79
6. Jon Capon (1980).....	0.87
7. Mark Bachteler (1989).....	0.89
Justin Holmes (2011).....	0.89
9. Pat Eavenson (2012).....	0.94
10. Nick Noble (2005).....	1.02

### CAREER (MIN. 2 SEASONS)

1. Zach Johnson (2007-10).....	0.71
2. Nick Noble (2003-06).....	0.88
3. Pat Eavenson (2012).....	1.12
4. Jon Capon (1978-81).....	1.17
5. George DeAlmeida (1980-83).....	1.43
6. Carlos Iga (1996-98).....	1.44
7. Mark Bachteler (1987-90).....	1.46
8. Mish Sapsai (1998-99).....	1.49
9. Mark Thienel (1990-93).....	1.54
10. Chris McKinney (2000-02).....	1.67

### SAVES SEASON

1. Mitch Haroldson (1984).....	120
2. Charlie Toth (1964).....	111
3. Mark Bachteler (1988).....	105
4. Mark Thienel (1992).....	103
5. Mark Bachteler (1987).....	102
6. Mark Bachteler (1989).....	100
7. Mark Thienel (1993).....	95
8. Jon Capon (1979).....	93
Dani Braga (1994).....	93
10. Jon Capon (1980).....	91
Nick Noble (2005).....	91

### CAREER

1. Jon Capon (1978-81).....	343
2. Mark Bachteler (1987-90).....	327
3. Nick Noble (2003-06).....	302
4. Zach Johnson (2007-10).....	282
5. Mark Thienel (1990-93).....	245
6. Dani Braga (1994-95).....	163
7. Chris McKinney (2000-02).....	162
8. George DeAlmeida (1980-83).....	151
9. Carlos Iga (1996-98).....	138
10. Mitch Haroldson (1984).....	120

### SAVE PERCENTAGE SEASON

1. George Rossi (1971).....	.918
2. Charlie Toth (1964).....	.902
3. Zach Johnson (2007).....	.876
4. Jon Capon (1980).....	.875
5. Nick Noble (2006).....	.864

6. Mark Bachteler (1989).....	.862
Zach Johnson (2008).....	.862
8. Mitch Haroldson (1984).....	.851
9. Zach Johnson (2009).....	.848
10. Mark Bachteler (1987).....	.843

### CAREER (MIN. 2 SEASONS)

1. Charlie Toth (1964-65).....	.902
2. Jon Capon (1978-81).....	.829
3. Zach Johnson (2007-10).....	.825
4. Mark Bachteler (1987-90).....	.813
5. Nick Noble (2003-06).....	.812
6. George DeAlmeida (1980-83).....	.770
7. Mark Thienel (1990-93).....	.749
8. Mish Sapsai (1998-99).....	.737
9. Chris McKinney (2000-02).....	.733
10. Carlos Iga (1996-98).....	.730

### WINS SEASON

1. Nick Noble (2006).....	15
2. Zach Johnson (2007).....	14
3. Nick Noble (2005).....	13
4. Nick Noble (2004).....	12
Mish Sapsai (1999).....	12
6. Jon Capon (1981).....	11
Carlos Iga (1998).....	11
Zach Johnson (2010).....	11
9. Jon Capon (1980).....	10
Dani Braga (1994).....	10

### CAREER

1. Nick Noble (2003-06).....	45
2. Jon Capon (1978-81).....	37
Zach Johnson (2007-10).....	37
4. Mark Bachteler (1987-90).....	24
5. Mark Thienel (1990-93).....	20
6. Carlos Iga (1996-98).....	18
7. Charlie Toth (1964-65).....	15
Dani Braga (1994-95).....	15
9. Mish Sapsai (1998-99).....	12
Pat Eavenson (2012).....	12

### SHUTOUTS SEASON

1. Zach Johnson (2007).....	13
2. Nick Noble (2005).....	12
3. Nick Noble (2006).....	11
4. Zach Johnson (2009).....	10
5. Mark Bachteler (1989).....	9
6. Carlos Iga (1998).....	8.5
7. Jon Capon (1980).....	8
Mark Thienel (1992).....	8
Jon Capon (1978).....	8
Zach Johnson (2008).....	8

### CAREER

1. Zach Johnson (2007-10).....	36
2. Nick Noble (2003-06).....	34
3. Jon Capon (1978-81).....	28
4. Mark Bachteler (1987-90).....	18
5. Mark Thienel (1990-93).....	15
6. Carlos Iga (1996-98).....	10.5
7. Pat Eavenson (2012).....	7.5
8. George Rossi (1971).....	7
9. Chris McKinney (2000-02).....	7
10. Charlie Toth (1964-65).....	6



### NUMERICAL ROSTER

NO.	NAME	POS.	CL.
0	Lee Johnston	GK	Sr.
1	Brent Arnold	GK	So.
2	Paul Ehrenworth	D	Sr.
3	Nick Raskasky	D	Jr.
4	Francio Henry	D	Jr.
5	Alex Ochoa	D	So.
6	Jack Elliott	D	So.
7	Christian Diaz	MF	So.
8	Andy Bevin	F	Sr.
9	Ryan Cain	F	Jr.
10	Jad Arslan	MF	Fr.
11	Zak Leedom	MF	Jr.
12	Jamie Merriam	F	Jr.
13	Tolu Ibikunle	F	Fr.
14	Mike Desiderio	MF	So.
15	Joey Piatczyc	MF	Fr.
16	Jack Driscoll	F	r-Fr.
17	Louis Thomas	D	Fr.
18	Alec Boerner	GK	Fr.
19	Michael Peprah	MF	Fr.
20	Jacob Icolari	D	Fr.
21	Kyle Underwood	F	Jr.
22	Colin Hester	F	Fr.
23	Austin Stout	MF	Fr.
25	Trevor Moon	D	r-Fr.
26	Haydon Bennett	D	Jr.
27	Griffin Libhart	MF	r-So.
28	Ivo Cabral	MF	r-So.
30	Conner Owens	GK	Fr.

### NUMERICAL ROSTER

NO.	NAME	POS.	HT.	WT.	CL.	HOMETOWN	HIGH SCHOOL
0	Lee Johnston	GK	6-3	190	Sr.	Newberry, Fla.	Pitt
1	Brent Arnold	GK	6-1	195	So.	Lancaster, Pa.	Hempfield HS
2	Paul Ehrenworth	D	5-10	165	Sr.	Cranbury, N.J.	Princeton HS
3	Nick Raskasky	D	6-0	175	Jr.	Tacoma, Wash.	Stadium HS
4	Francio Henry	D	6-3	185	Jr.	St. Catherine, Jamaica	Dinthill Technical HS
5	Alex Ochoa	D	5-7	155	So.	Pasadena, Texas	Pasadena Memorial HS
6	Jack Elliott	D	6-3	175	So.	London, England	Wilson's School
7	Christian Diaz	MF	5-11	170	So.	Houston, Texas	Cypress Falls HS
8	Andy Bevin	F	5-9	160	Sr.	Napier, New Zealand	Napier Boys' HS
9	Ryan Cain	F	5-11	175	Jr.	Paraparaumu, New Zealand	Paraparaumu Beach School
10	Jad Arslan	MF	5-5	140	Fr.	Roswell, Ga.	Roswell HS
11	Zak Leedom	MF	5-8	150	Jr.	Dublin, Ohio	Dublin Coffman HS
12	Jamie Merriam	F	6-0	175	Jr.	Gaithersburg, Md.	Magruder HS
13	Tolu Ibikunle	F	5-9	185	Fr.	Wynnewood, Pa.	St. Joe's Prep HS
14	Mike Desiderio	MF	5-11	175	So.	Media, Pa.	Penncrest HS
15	Joey Piatczyc	MF	5-9	150	Fr.	Lee's Summit, Mo.	Lee's Summit HS
16	Jack Driscoll	F	6-0	165	r-Fr.	Virginia Beach, Va.	Cape Henry Collegiate School
17	Louis Thomas	D	6-0	160	Fr.	Houston, Texas	Lamar HS
18	Alec Boerner	GK	6-3	175	Fr.	Midlothian, Va.	James River HS
19	Michael Peprah	MF	5-11	150	Fr.	Laurel, Md.	Reservoir HS
20	Jacob Icolari	D	5-7	150	Fr.	Denver, Colo.	Wheat Ridge HS
21	Kyle Underwood	F	6-0	180	Jr.	Fort Worth, Texas	Aledo HS
22	Colin Hester	F	5-10	160	Fr.	Camp Hill, Pa.	Camp Hill HS
23	Austin Stout	MF	5-6	150	Fr.	Jamison, Pa.	Central Bucks South HS
25	Trevor Moon	D	5-10	165	r-Fr.	Fairmont, W.Va.	Bridgeport HS
26	Haydon Bennett	D	6-2	185	Jr.	Chesterfield, Va.	Clover Hill HS
27	Griffin Libhart	MF	6-0	160	r-So.	Marietta, Pa.	Donegal HS
28	Ivo Cabral	MF	5-7	150	r-So.	Salvador, Bahia, Brazil	Preston HS
30	Conner Owens	GK	5-10	165	Fr.	Henrico, Va.	Mills E. Godwin HS

### PRONUNCIATION GUIDE

Jad Arslan	ARZE-lin
Alec Boerner	BORE-ner
Ivo Cabral	EE-voh cuh-BRAWL
Mike Desiderio	dez-uh-DARE-ee-oh
Paul Ehrenworth	AIR-en-worth
Francio Henry	FRAN-see-oh
Tolu Ibikunle	TOE-lew eye-bih-KOON-lee
Jacob Icolari	eye-koh-LAR-ee
Michael Peprah	PEP-ruh
Joey Piatczyc	pee-OTT-chick
Nick Raskasky	rass-KASS-key

### STAFF

NAME	POSITION	ALMA MATER
Marlon LeBlanc	Head Coach (9th season)	Penn State (2000)
Mike Lapper	Assistant Coach (1st season)	Ohio State (2008)
Scott Bowers	Assistant Coach (1st season)	Salisbury (2000)
Tony Higgins	Graduate Assistant for Operations (2nd season)	Winthrop (2013)

